

JN0-104 Dumps

Junos - Associate (JNCIA-Junos)

<https://www.certleader.com/JN0-104-dumps.html>



NEW QUESTION 1

- (Exam Topic 1)

Which command allows you to execute operational mode commands while in configuration mode?

- A. activate
- B. show
- C. run
- D. set

Answer: C

NEW QUESTION 2

- (Exam Topic 1)

What are two benefits of class of service (CoS)? (Choose two.)

- A. CoS can increase the performance of a slow network.
- B. CoS can manage traffic congestion
- C. CoS can prioritize latency-sensitive traffic
- D. CoS can increase network bandwidth.

Answer: BC

NEW QUESTION 3

- (Exam Topic 1)

By default, which Junos directory contains the primary syslog file?

- A. /var/syslog
- B. /var/home
- C. /var/log
- D. /var/tmp

Answer: C

NEW QUESTION 4

- (Exam Topic 1)

You just received a new factory-default Junos device.

Which two steps must be completed to connect and log in to the device? (Choose two.)

- A. Connect to the device using an SSH connection.
- B. Log in with the user root and no password.
- C. Connect to the device using the console connection.
- D. Log in with the user root and password of root123.

Answer: BC

NEW QUESTION 5

- (Exam Topic 1)

Click the Exhibit button.



```
[edit policy-options]
user@router# show
prefix-list rfc1918 {
    10.0.0.0/8;
    172.16.0.0/12;
    192.168.0.0/16;
}
policy-statement BGP-import-policy {
    term term-1 {
        from {
            route-filter 172.16.0.0/12 orlonger;
            route-filter 10.10.0.0/16 orlonger;
        }
        then accept;
    }
    term term-2 {
        from {
            prefix-list-filter rfc1918 orlonger reject;
        }
    }
}
```

You have applied the policy shown in the exhibit as an import policy to your BGP group In this scenario, what will happen when the router receives the

192.168.30.48/32 route?

- A. It will be sent to the default BGP policy
- B. It will match term-1 and be accepted.
- C. It will match term-2 and be accepted
- D. It will match term-2 and be rejected.

Answer: D

NEW QUESTION 6

- (Exam Topic 1)

Click the Exhibit button.

Exhibit

```
[edit policy-options]
user@router# show
policy-statement BGP-to-OSPF {
  term 10 {
    from protocol bgp;
    then accept;
  }
}
```

You must apply the policy shown in the exhibit to readvertise BGP routes to OSPF neighbors Which action will accomplish this task?

- A. You must apply the policy as an import policy within the BGP configuration
- B. You must apply the policy as an import policy within the OSPF configuration.
- C. You must apply the policy as an export policy within the BGP configuration
- D. You must apply the policy as an export policy within the OSPF configuration

Answer: D

NEW QUESTION 7

- (Exam Topic 1)

What information is provided by the show route forwarding-table command?

- A. the routing table stored on the RE
- B. the protocol from where the route was learned
- C. the outgoing interface(s) associated with the destination prefixes
- D. the number of routes that are active, hidden, or in a hold-down state

Answer: C

NEW QUESTION 8

- (Exam Topic 1)

Click the Exhibit button

Exhibit

```
[edit interfaces]
user@router# show
et-0/0/34 {
  unit 0 {
    family inet {
      address 10.10.0.1/24;
      address 10.20.0.1/24 {
        preferred;
      }
      address 10.30.0.1/24 {
        primary;
      }
      address 10.40.0.1/24 {
        primary;
      }
    }
  }
}
```

Referring to the exhibit, what will be the source address for packets egressing et-0/0/34.07

- A. 10.20.0.1
- B. 10.30.0.1
- C. 10.10.0.1
- D. 10.40.0.1

Answer: A

NEW QUESTION 9

- (Exam Topic 1)

Which statement regarding transit traffic processing is correct?

- A. Transit traffic is processed by both the control plane and forwarding plane.
- B. Transit traffic is only processed by the control plane.
- C. Transit traffic is only processed by the forwarding plane
- D. Transit traffic is not processed by the local device.

Answer: C

NEW QUESTION 10

- (Exam Topic 1)

Which two statements describe the RE on Junos OS devices? (Choose two.)


- A. The RE is considered the control plane.
- B. The RE forwards traffic based on its local copy of the forwarding table.
- C. The RE provides hardware status messages for the PFE
- D. The RE maintains the routing tables.

Answer: AD

NEW QUESTION 10

- (Exam Topic 1)

Click the Exhibit button



```
[edit]
user@router# show firewall family inet filter test-filter
term 1 {
    from {
        source-address {
            1.0.0.0/23;
        }
    }
    then policer test-policer;
}
term 2 {
    then accept;
}
[edit]
user@router# show firewall policer test-policer
if-exceeding {
    bandwidth-limit 1g;
    burst-size-limit 100k;
}
then discard;
```

Referring to the exhibit, what will happen to traffic that is less than the bandwidth limit from source address 1.0.0.207

- A. The traffic will be discarded by the policer.
- B. The traffic will be accepted by term 2.
- C. The traffic will be discarded by term 1.
- D. The traffic will be accepted by term 1.

Answer: D

NEW QUESTION 11

- (Exam Topic 1)

You are asked to determine when a Junos device was booted Which command would you use to obtain this information?

- A. show system statistics
- B. show system commit
- C. show system information
- D. show system uptime

Answer: D

NEW QUESTION 14

- (Exam Topic 1)

Which operational mode command will provide real-time usage statistics for the ge-0/0/0 interface?

- A. show interfaces ge-0/0/0 extensive
- B. monitor interface traffic

- C. show interfaces statistics
- D. monitor traffic interface ge-0/0/0

Answer: B

NEW QUESTION 16

- (Exam Topic 1)

Which component is responsible for performing protocol updates and system management?

- A. forwarding tables
- B. Routing Engine
- C. bridging table
- D. Packet Forwarding Engine

Answer: B

NEW QUESTION 18

- (Exam Topic 1)

A device receives a route update for network 172.19.0.0/16 from two different routing information sources. In this scenario, which parameter will determine the active route?

- A. the route learned from the next hop with the highest IP address
- B. the route learned with the lowest default route preference
- C. the route learned from the next hop with the lowest IP address
- D. the route with the lowest metric

Answer: B

NEW QUESTION 19

- (Exam Topic 1)

Which three benefits are made possible by the separation of the control plane and forwarding plane of a Junos device? (Choose three.)

- A. nonstop active routing
- B. in-service software upgrades
- C. deep packet inspection
- D. stateful firewall
- E. graceful Routing Engine switchover

Answer: ABE

NEW QUESTION 24

- (Exam Topic 1)

Which protocol is responsible for learning an IPv6 neighbor's IMAC address?

- A. Neighbor Discovery Protocol (NDP)
- B. Media Access Control Security (MACsec)
- C. Address Resolution Protocol (ARP)
- D. Network Address Translation (NAT)

Answer: A

NEW QUESTION 25

- (Exam Topic 1)

What are two characteristics of UDP? (Choose two.)

- A. UDP is connection-oriented.
- B. UDP packets are sent best-effort.
- C. UDP is more reliable than TCP.
- D. UDP operates at the transport layer.

Answer: BD

NEW QUESTION 29

- (Exam Topic 1)

Which default login class should you select if you want the user to edit configuration files?

- A. read-only
- B. unauthorized
- C. super-user
- D. operator

Answer: C

NEW QUESTION 31

- (Exam Topic 1)

Which command will replace the entire candidate configuration with the configuration stored in the reset.config file?

- A. load replace reset.config
- B. load override reset.config
- C. load merge reset.config
- D. rollback 1

Answer: B

NEW QUESTION 34

- (Exam Topic 1)

You are asked to configure a Junos device to perform regular configuration backups

Which feature will you configure under the [edit system] hierarchy to accomplish this task?

- A. archival
- B. backup-router
- C. syslog
- D. tracing

Answer: B

NEW QUESTION 37

- (Exam Topic 1)

Which two statements about exception traffic processing are correct? (Choose two.)

- A. When congestion occurs, only exception traffic is given preference.
- B. By default, a rate-limiter for exception traffic exists on the internal link between the control plane and the forwarding plane
- C. When congestion occurs, local and control traffic are given preference.
- D. By default, no rate-limiter for exception traffic exists on the internal link between the control plane and the forwarding plane.

Answer: BC

NEW QUESTION 41

- (Exam Topic 2)

Your firewall filters are not in the correct order, what would solve this problem?

- A. Use the next-term action to force an evaluation of the next-term
- B. Use the commit parameter to ensure that terms are evaluated correctly
- C. Use the reject action to change the action of the filter
- D. Use the filter command to reorder the terms with the filter

Answer: D

NEW QUESTION 45

- (Exam Topic 2)

Which two statements are true about static routes in the Junos OS (Choose Two)

- A. Static routes remain in the routing table until you remove them or until they become inactive
- B. Static routes are learned by neighboring devices and added to their routing tables
- C. Static routes are defined at the [edit routing-instance] hierarchy
- D. Static routes must have next hop defined

Answer: AD

NEW QUESTION 47

- (Exam Topic 2)

Which command allows you to verify the syntax and consistency of your configuration without actually activating your configuration?

- A. User Interfaces
- B. commit verify
- C. commit check
- D. check commit
- E. commit no-activate

Answer: C

NEW QUESTION 49

- (Exam Topic 2)

Which two keystrokes are used to auto-complete commands? (Choose two.)

- A. Spacebar
- B. Esc
- C. Tab
- D. End

Answer: AC

NEW QUESTION 50

- (Exam Topic 2)

Which command allows you to view the raw packet data of interface ge-1/0/5?

- A. monitor interface traffic ge-1/0/5
- B. monitor traffic interface ge-1/0/5
- C. show interface ge-1/0/5 media
- D. show interface ge-1/0/5 extensive

Answer: B

NEW QUESTION 55

- (Exam Topic 2)

What is the network ID address of the IPv4 subnet that includes the IP address 114.180.192.120/28?

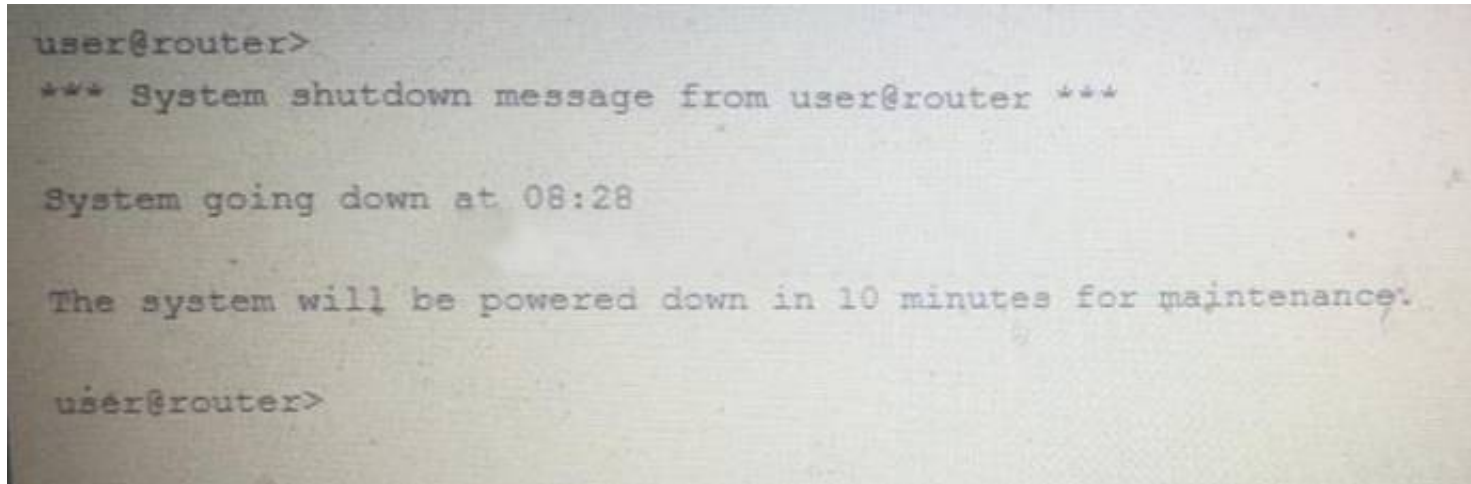
- A. 114.180.192.118/28
- B. 114.180.192.100/28
- C. 114.180.192.112/28
- D. 114.180.192.106/28

Answer: C

NEW QUESTION 57

- (Exam Topic 2)

Exhibit:



```
user@router>
*** System shutdown message from user@router ***

System going down at 08:28

The system will be powered down in 10 minutes for maintenance.

user@router>
```

While working on a Junos Device, you receive the message shown. In this scenario, what would you do to stop the shutdown process?

- A. Issue the clear system commit command
- B. Issue the clear system reboot command
- C. Issue the request system halt in command
- D. Issue the request system power-off in command

Answer: B

NEW QUESTION 60

- (Exam Topic 2)

Which two statements describe IPv4 default behavior for BGP? Choose Two

- A. All Active BGP routes are exported to configured EBGP neighbors
- B. All BGP routes are exported to configured EBGP neighbors
- C. All BGP routes are imported into the inet.0 routing table
- D. All BGP routes are imported into the inet4.0 routing table

Answer: AC

NEW QUESTION 62

- (Exam Topic 2)

Referring to the exhibit, what information is provided about the route to 192.168.47.0/24? (Choose two.)

- A. There are two active routes to 192.168.47.0/24.
- B. There is a single active route to 192.168.47.0/24.
- C. There are two next hops available to 192.168.47.0/24.
- D. There is a single next hop available to 192.168.47.0/24.

Answer: BC

NEW QUESTION 65

- (Exam Topic 2)

Exhibit:

```
[edit routing-options]
user@router# show
rib inet6.0 {
    static {
        route 0::/0 next-hop 3001::1,
    }
}
```

Which type of route does the configuration create?

- A. an indirect next hop
- B. a generated route
- C. a non-advertised route
- D. a default gateway

Answer: D

NEW QUESTION 68

- (Exam Topic 2)

Which source of routing information is preferred by default?

- A. static
- B. RIP
- C. direct
- D. BGP

Answer: A

NEW QUESTION 72

- (Exam Topic 2)

Click the Exhibit button.

```
[edit protocol ospf]
user@router# show
traceoptions {
    file ospf-trace size 64k files 5 no-world-readable;
    flag event detail;
    flag error detail;
}
area 0.0.0.0 {
    interface ge-0/0/0.0;
    interface ge-0/0/1.0;
}
```

Which statement is correct regarding the configuration shown in the exhibit?

- A. When the ospf-trace file has created five files, it will stop logging additional information.
- B. When the ospf-trace file reaches the 64 KB file size, it is renamed and begins a new file.
- C. The ospf-trace file will automatically replace any existing trace file with the same name.
- D. Timestamp information will not be included for each line of ospf-trace

Answer: B

NEW QUESTION 73

- (Exam Topic 2)

You have entered the command "show log messages | match "error | kernel | panic" which statement is correct regarding the keywords error, kernel and panic in the output?

- A. the output messages will contain all messages from the file except the ones that contain all three defined keywords.
- B. the output messages will contain all messages from the file that contains all three defined Keywords
- C. the output messages will contain all messages from the file that contains at least one of the three defined keywords
- D. the output messages will contain all messages from the file except the ones that contains at least one of the three defined keywords

Answer: B

NEW QUESTION 77

- (Exam Topic 2)

In which directory the traceoption files stored by default?

- A. /var/db/
- B. /var/tmp/
- C. /var/log/
- D. /var/home/

Answer: C

NEW QUESTION 80

- (Exam Topic 2)

What is a valid IPv6 address?

- A. 00:05:85:23:45:67
- B. 127.0.0.1
- C. 2001:0db8:3000:2215:0000:0000:aaaa:llll
- D. 49.0001.0192.0168.1001.00

Answer: C

NEW QUESTION 85

- (Exam Topic 2)

```
[edit]
user@router# show interfaces
ge-0/0/2 {
    unit 0 {
        family inet {
            address 172.16.10.1/24;
        }
    }
}
```

Referring to the exhibit, which command will change the 172.16.10.1/24 IP address to 172.16.100.1/24 IP address?

- A. copy interfaces ge-0/0/2 unit 0 family inet address 172.16.10.1/24 to address 172.16.100.1/24
- B. set interfaces ge-0/0/2 unit 0 family inet address 172.16.100.1/24
- C. rename interfaces ge-0/0/2 unit 0 family inet address 172.16.10.1/24 to address 172.16.100.1/24
- D. insert interface ge-0/0/2 unit 0 family inet address 172.16.10.1/24 before address 172.16.100.1/24

Answer: C

Explanation:

https://www.juniper.net/documentation/en_US/junos/topics/reference/command-summary/rename.html

NEW QUESTION 90

- (Exam Topic 2)

Which command prompt indicates that you are in operational mode?

- A. user @ router &
- B. user @ router #
- C. user @ router \$
- D. user @ router >

Answer: D

NEW QUESTION 91

- (Exam Topic 2)

Which of the following protocols uses both TCP and UDP?

- A. FTP
- B. SMTP
- C. Telnet
- D. DNS

Answer: D

NEW QUESTION 95

- (Exam Topic 2)

What configuration parameter on a Junos device modifies the default next-hop resolution behavior of a static route?

- A. Resolve
- B. No-readvertise
- C. Passive
- D. Preference

Answer: A

NEW QUESTION 99

- (Exam Topic 2)

You suspect a duplicate MAC address on a subnet. You want to display the MAC, errors, and statistics of the ge-O/0/0 interface.

Which command will accomplish this task?

- A. show arp

- B. show interface ge-O/0/0 extensive
- C. show ethernet-switching table
- D. show interface terse

Answer: B

NEW QUESTION 101

- (Exam Topic 2)

Which two keystrokes will auto-complete a command? (Choose two.)

- A. Esc
- B. Tab
- C. Spacebar
- D. End

Answer: BC

NEW QUESTION 102

- (Exam Topic 2)

What are two protocols that the Junos OS uses to archive configuration files remotely? (Choose two.)

- A. SCP
- B. HTTP
- C. SFTP
- D. FTP

Answer: AD

NEW QUESTION 106

- (Exam Topic 2)

What are two examples of transit traffic? (Choose two.)

- A. SFTP traffic that enter one interface and is destine for another interface on the local router.
- B. SCP traffic that enters one interface and exit another interface on the local router.
- C. SFTP traffic that enters and exits the same interface on the local router.
- D. SCP traffic that is destined for the router's loopback interface.

Answer: BC

NEW QUESTION 109

- (Exam Topic 2)

What is an "X" release of the Junos OS?

- A. a standard feature release
- B. a special feature release
- C. a feature velocity release
- D. a feature beta release

Answer: B

NEW QUESTION 114

- (Exam Topic 2)

Which two statements are true regarding dynamic routing? (Choose two)

- A. Dynamic routing is used when absolute control of routing parameters is necessary
- B. Dynamic routing allows a device to automatically reroute traffic around a failure
- C. Participating devices dynamically learn routing information from each other
- D. Dynamic routing requires more administrative overhead than static routing

Answer: BC

NEW QUESTION 118

- (Exam Topic 2)

You are performing the initial configuration of an SRX Series device.

What must you set before the device will allow you to commit your configuration?

- A. management interface
- B. system time
- C. hostname
- D. root authentication

Answer: D

NEW QUESTION 123

- (Exam Topic 2)

What would you use as a network tool to open a secure terminal connection from a device running Junos OS to another device?

- A. SSH
- B. HTTPS
- C. RDP
- D. telnet

Answer: A

NEW QUESTION 126

- (Exam Topic 2)

Depending on the device type, Junos is built upon which two OS kernels? (Choose two.)

- A. NetBSD
- B. FreeBSD
- C. Linux
- D. OpenBSD

Answer: BC

NEW QUESTION 127

- (Exam Topic 2)

What are two modes of unicast reverse path forwarding? (Choose two.)

- A. Strict
- B. High
- C. Low
- D. Loose

Answer: AD

Explanation:

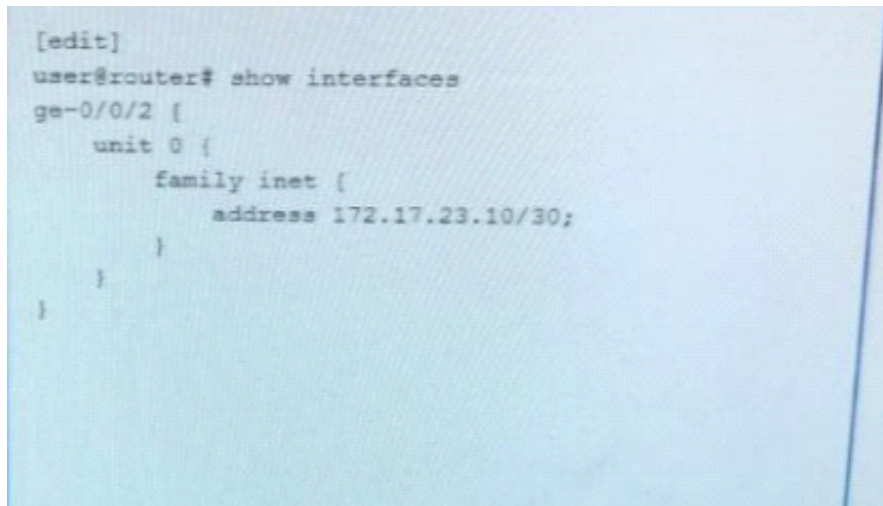
There are two modes of unicast RPF, strict mode, and loose mode. The default is strict mode, which means the switch forwards a packet only if the receiving interface is the best return path to the packet's unicast source address.

https://www.juniper.net/documentation/en_US/junos/topics/topic-map/l3-vpns-unicast-reverse-path.html#:~:text=

NEW QUESTION 128

- (Exam Topic 2)

Click the Exhibit button.



```
[edit]
user@router# show interfaces
ge-0/0/2 {
  unit 0 {
    family inet {
      address 172.17.23.10/30;
    }
  }
}
```

Your Junos device is using the configuration shown in the exhibit. You notice that the 172.17.23.10/30 address is incorrect and should be 172.17.23.9/30. What are two commands that would solve this problem? (choose two.)

- A. [edit interfaces]user@router# delete ge-0/0/2.0 family inet address 172.17.23.10
- B. [edit interfaces]user@router# rename ge-0/0/2.0 family inet address 172.17.23.10/30 to address 172.17.23.9/30
- C. [edit interfaces]user@router# replace pattern 172.17.23.10 with 172.17.23.9
- D. [edit interfaces]user@router# set ge-0/0/2.0 family inet address

Answer: BC

NEW QUESTION 131

- (Exam Topic 2)

What are two examples of transit traffic? (Choose two.)

- A. SCP traffic that is destined for the router's loopback interface.
- B. SCP traffic that enters one interface and exits another interface on the local router.
- C. SFTP traffic that enters and exits the same interface on the local router.
- D. SFTP traffic that enters one interface and is destined for another interface on the local router

Answer: AD

NEW QUESTION 132

- (Exam Topic 2)

Which two statements about the Junos OS are true? (Choose two.)

- A. It uses a different software source code base for each platform.
- B. It supports Java for automation on all platforms.
- C. It supports XML for automation on all platforms.
- D. It uses the same software source code base for all platforms.

Answer: CD

NEW QUESTION 133

- (Exam Topic 2)

Click the Exhibit Button.

```
[edit]
user@router# show firewall policer policer1
if-exceeding [
    bandwidth-limit 1g;
    burst-size-limit 100k;
]
then discard;
```

You are asked to limit traffic on interface xe-0/0/3 to 1G using the policer shown in the exhibit.
Which configuration would accomplish this task?

- A. [edit]
user@router# show interfaces xe-0/0/3
unit 0 {
 accounting-profile policer1;
 family inet {
 address 1.1.1.1/23;
 }
}
- B. [edit]
user@router# show interfaces xe-0/0/3
unit 0 {
 family inet {
 policer {
 input policer1;
 }
 address 1.1.1.1/23;
 }
}
- C. [edit]
user@router# show interfaces xe-0/0/3
accounting-profile policer1;
unit 0 {
 family inet {
 address 1.1.1.1/23;
 }
}
- D. [edit]
user@router# show interfaces xe-0/0/3
unit 0 {
 bandwidth 1g;
 family inet {
 address 1.1.1.1/23;
 }
}

- A. Option A
- B. Option B
- C. Option C
- D. Option D

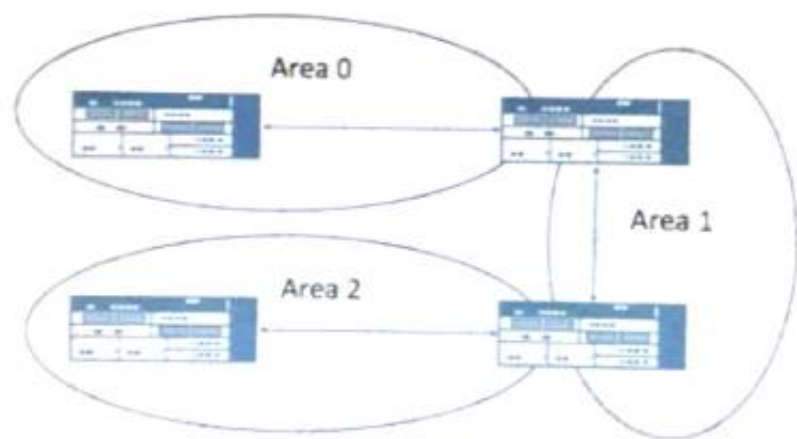
Answer: B

NEW QUESTION 138

- (Exam Topic 2)

Referring to the exhibit.

Exhibit



which OSPF feature would connect Area 2 to Area 0?

- A. route summarization
- B. equal-cost multipath
- C. virtual link
- D. database synchronization

Answer: C

NEW QUESTION 143

- (Exam Topic 2)

A Junos device is configured with multiple routing protocols to the same destination prefix. By Default, which route will be active in the forwarding table?

- A. A static route
- B. An OSPF route
- C. An IS-IS route
- D. A BGP route

Answer: A

NEW QUESTION 146

- (Exam Topic 2)

What statement is true about the orlonger route-filter match type?

- A. All routes within the specified prefix that are longer than the given prefix are considered a match
- B. All routes within the specified prefix that are longer or equal to the given prefix up to a defined acceptable prefix length are considered a match
- C. All routes within the specified prefix that are longer or equal to the given prefix are considered a match
- D. All routes within the specified prefix that are longer than the given prefix up to a defined acceptable prefix length are considered a match

Answer: A

NEW QUESTION 150

- (Exam Topic 2)

Routing policies contain which two type of statements? (Choose two.)

- A. and
- B. from
- C. default
- D. then

Answer: BD

NEW QUESTION 155

- (Exam Topic 2)

Referring to the Exhibit,

```

user@router> show route protocol static

inet.0: 7 destinations, 8 routes (7 active, 0 holddown, 0 hidden)
+ = Active Route, - = Last Active, * = Both

192.168.47.0/24    *[Static/5] 02:02:03
                  > to 172.16.1.2 via ge-1/2/0.0
                  [Static/25] 01:58:21
                  > to 192.168.2.2 via fe-1/2/1.2

```

What information is provided about the route to 192.168.47.0/24? Choose Two

- A. There is a single active route to 192.168.47.0/24

- B. There are two next-hops available to 192.168.47.0/24
- C. There is a single next-hop available to 192.168.47.0/24
- D. There are two active route to 192.168.47.0/24

Answer: AB

NEW QUESTION 158

- (Exam Topic 2)

Given the following configuration,

set system authentication-order [tacplus]

Which two statements are correct? (Choose two.)

- A. If the TACACS+ server is available and rejects the username/password provided, the user is not allowed to access the device.
- B. If the TACACS+ server is available and rejects the username/password provided, the local password database is checked.
- C. If the TACACS+ server is not available, the user is not allowed to access the device.
- D. If the TACACS+ server is not available, the local user database is checked.

Answer: CD

NEW QUESTION 159

- (Exam Topic 2)

Which routing table is used for multicasting forwarding cache?

- A. Inet.3
- B. Inet.0
- C. Inet.1
- D. Inet.2

Answer: C

NEW QUESTION 161

- (Exam Topic 2)

Which two statements are true about the default behavior of Junos routing policies? (Choose two.)

- A. Routing policies can export active and inactive routes.
- B. Routing policies can export only active routes.
- C. Routing policies control the flow of routing information going to and from the routing table.
- D. Routing policies control the flow of routing information going to and from the forwarding table.

Answer: BC

NEW QUESTION 165

- (Exam Topic 2)

Which two conditions must exist in a Junos device for traffic to transit the device to a specific destination? (Choose two.)

- A. A routing table entry for that destination must exist.
- B. A firewall filter must exist to allow traffic to reach that destination.
- C. A forwarding table entry for that destination must exist.
- D. A routing policy must be in place on the device.

Answer: AC

NEW QUESTION 169

- (Exam Topic 2)

Which three statements are true about IPv6 link local addresses? (Choose three.)

- A. They begin with the prefix fe80::/64.
- B. They can be assigned manually or dynamically.
- C. They are not guaranteed to be unique outside of the network segment.
- D. They are optional addresses.
- E. They provide reachability to the internet.

Answer: ABC

NEW QUESTION 170

- (Exam Topic 2)

Click the Exhibit button.


```

user@router> show chassis routing-engine
Routing Engine status:
  Temperature           0 degrees C / 32 degrees F
  CPU temperature       0 degrees C / 32 degrees F
  Total memory          931 MB Max 270 MB used ( 29 percent)
  Memory utilization    28 percent
  5 sec CPU utilization:
    User                1 percent
    Background          0 percent
    Kernel              1 percent
    Interrupt           0 percent
    Idle                98 percent
  1 min CPU utilization:
    User                0 percent
    Background          0 percent
    Kernel              1 percent
    Interrupt           0 percent
    Idle                99 percent
  5 min CPU utilization:
    User                0 percent
    Background          0 percent
    Kernel              1 percent
    Interrupt           0 percent
    Idle                99 percent
  15 min CPU utilization:
    User                0 percent
    Background          0 percent
    Kernel              1 percent
    Interrupt           0 percent
    Idle                99 percent
  Model                 VSRX-S
  Serial ID             BUILTIN
  Start time            2020-01-16 15:21:32 UTC
  Uptime                12 days, 4 hours, 33 minutes, 7 seconds
  Last reboot reason    0x4000:VJUNOS reboot
  
```

Referring to the exhibit, which two statements are correct? (Choose two.)

- A. The memory utilization is 28%
- B. The memory utilization is 72%
- C. The CPU kernel utilization is 1%
- D. The 15 minute CPU load average is 99%

Answer: AC

NEW QUESTION 175

- (Exam Topic 2)

Referring to the exhibit,

Specific System Log Message Information	
Name	CHASSISD_TERM_SIGNAL
Message	Received SIGTERM request, shutting down
Help	chassisd received termination signal
Desc	The chassis process (chassisd) received the SIGTERM signal, indicating that it should terminate. It began the procedure for clean shutdown and exit, but possibly restarted automatically after existing.
Type	Event: This message reports an event, not an error
Sev	Info
Facility	LOG_DAEMON
Platforms Supported	Common Junos

which command will cause this event message?

- A. request system logout
- B. request system commit
- C. request system recover
- D. request system halt

Answer: D

NEW QUESTION 177

- (Exam Topic 2)

The monitor traffic command provides access to which utility?

- A. tcpdump
- B. telnet
- C. traceroute
- D. netstat

Answer: A

NEW QUESTION 181

- (Exam Topic 2)

What is the subnet mask for the 172.45.32.6/19 address?

- A. 255.255.224.0
- B. 255.255.240.0
- C. 255.224.0.0
- D. 255.240.0.0

Answer: A

NEW QUESTION 185

- (Exam Topic 2)

Which two statements describe the default behavior for OSPF? (Choose two)

- A. OSPF imports all routes into the inet4.0 routing table.
- B. OSPF exports all static routes into the OSPF database.
- C. OSPF imports all routes into the inet.O routing table.
- D. OSPF does not export static routes into the OSPF database.

Answer: CD

NEW QUESTION 190

- (Exam Topic 2)

What is the default firewall filter behavior when a term is matched but no terminating action is specified?

- A. an implicit deny and the filter evaluation terminates
- B. an implicit accept and the filter evaluation terminates
- C. an implicit accept and the filter evaluation continues to the next term
- D. an implicit deny and the filter evaluation continues to the next term

Answer: C

NEW QUESTION 193

- (Exam Topic 2)

The IP address 10.1.1.1 belongs to which class of IP address space?

- A. Class A
- B. Class B
- C. Class C
- D. Class D

Answer: A

NEW QUESTION 196

- (Exam Topic 2)

Refer to Exhibit:

```
user@router> monitor traffic interface et-0/0/1.0 matching arp count 10
```

Which parameter at the end of the command would provide information for troubleshooting purposes?

- A. No-timestamp
- B. Extensive
- C. Print-ascii
- D. No-resolve

Answer: B

NEW QUESTION 198

- (Exam Topic 2)

Which command is used to replace the current configuration?

- A. load replace
- B. load patch
- C. load override
- D. load set

Answer: C

NEW QUESTION 200

- (Exam Topic 2)

Click the Exhibit button.

[edit]

```
user@router# show system authentication-order
```

```
authentication-order [ radius password ];
```

A user attempts to log in to a Junos device. but the RADIUS server is unreachable. Referring to the exhibit, what is the default action of a Junos device in this scenario?

- A. The Junos device retries every 30 seconds until the connection is restored.
- B. The Junos device uses the local authentication database.
- C. The Junos device displays a RADIUS connection error.
- D. The Junos device prompts for a cached RADIUS password.

Answer: C

NEW QUESTION 203

- (Exam Topic 2)

What are two configurable physical interface properties? (Choose two.)

- A. MTU
- B. address
- C. protocol family
- D. link mode

Answer: AC

NEW QUESTION 206

- (Exam Topic 2)

You issue a "request system zeroize" command. Which statement is correct in this scenario?

- A. All data files remain unchanged but all configuration settings returned to factory defaults.
- B. All data files are deleted and all configuration settings are returned to factory defaults.
- C. All data files are deleted and all configuration settings remain unchanged
- D. Disk space is freed by rotating log files and a proposed list of files to be deleted is presented.

Answer: B

NEW QUESTION 210

- (Exam Topic 2)

You successfully established a BGP session with peer, but do not see any routes learned from the peer, What would cause this problem?

- A. A routing policy is blocking BGP from learning the routes
- B. Unicast reverse-path-forwarding is blocking BGP from learning the routes
- C. A security policy is blocking BGP from learning the routes
- D. The firewall filter is blocking the BGP from learning the routes

Answer: A

NEW QUESTION 214

- (Exam Topic 2)

You are attempting to upgrade the Junos OS on your device, but there is not enough space to complete the upgrade. Which parameter, added to the request system software add command, would solve the problem?

- A. no-validate
- B. no-copy
- C. validate
- D. force

Answer: B

NEW QUESTION 217

- (Exam Topic 2)

At which hierarchy would you configure a static MAC address for interface ge-0/0/0?

- A. [edit interfaces ge-0/0/0 unit 0]
- B. [edit interfaces ge-0/0/0]
- C. [edit interfaces ge-0/0/0 unit 0 family inet]
- D. [edit interfaces ge-0/0/0 unit 0 family inet address 172.25.11.2/24]

Answer: D

NEW QUESTION 221

- (Exam Topic 2)

You are connected to your Junos device using an SSH connection to the fxp0 interface. No other interface are currently configured beyond their default setting. You commit a configuration that makes the fxp0 interface unreachable from your management network. In this scenario, how would you re-establish communication with the device?

- A. Unplug the network cable and plug it back in.
- B. Power off and power on the device.
- C. Establish an SSH connection to the loopback interface.
- D. Connect to the console of the device.

Answer: D

NEW QUESTION 223

- (Exam Topic 2)

What are two services performed by the Packet Forwarding Engine? (Choose two.)

- A. to process transit traffic
- B. to implement stateless firewall filtering
- C. to handle processes that control the device's Interfaces
- D. to maintain the routing tables

Answer: AB

NEW QUESTION 224

- (Exam Topic 2)

For the interface ge-1/2/3.4, what does "ge" represent?

- A. SONET/SDH
- B. Gigabit EthernetC Aggregated Ethernet
- C. GRE

Answer: B

NEW QUESTION 228

- (Exam Topic 2)

When multiple users are editing the configuration on a Junos device, What is the default behavior when a user issues a commit command?

- A. The user's configuration changes are committed, other users configuration changes are still pending
- B. The user's configuration changes are committed, other users will be exited from the configuration mode
- C. All valid configuration changes made by all users will take effect
- D. The user will receive an error message disallowing a commit of the configuration

Answer: A

NEW QUESTION 229

- (Exam Topic 2)

Referring to the exhibit, which statement is true?

- A. The customer has set the version parameter to automatic.
- B. The customer has not enabled security for BFD.
- C. The customer's link will failover in nine seconds.
- D. The customer's link flappedd within the last hour.

Answer: D

NEW QUESTION 230

- (Exam Topic 2)

Which two statements describe the connection between control plane and the forwarding plane?

Choose Two

- A. No rate limiter is configured by default
- B. A rate limiter is configured by default
- C. Exception traffic is preferred over the control traffic during congestion
- D. Control traffic is preferred over the exception traffic during congestion

Answer: AD

NEW QUESTION 234

- (Exam Topic 2)

Which two types of traffic are processed by the Routing Engine (RE)?

- A. IP packet with the IP Options field
- B. time-to-live (TTL) expired messages
- C. ICMP destination unreachable messages
- D. OSPF update messages

Answer: BC

NEW QUESTION 236

- (Exam Topic 2)

Which command displays all IPv4 routes in the default routing instance?

- A. show route table inet.0
- B. show route table inet.2
- C. show route table inet6.0
- D. show route table inet.1

Answer: A

NEW QUESTION 238

- (Exam Topic 2)

Exhibit:

```
[edit firewall family inet]
user@router# show
filter input-filter {
    term count-packets {
        from {
            source-address {
                10.10.10.0/24;
            }
        }
        then count building-1;
    }
    term reject-others {
        then {
            reject;
        }
    }
}
```

Which statement is correct when traffic is received from 10.10.10.4?

- A. The traffic is counted and accepted
- B. The traffic is counted and rejected
- C. The traffic is only rejected
- D. The traffic is only accepted

Answer: B

NEW QUESTION 243

- (Exam Topic 2)

Which two interfaces are considered as physical interface? (Choose two.)

- A. xe-1/1/1
- B. ge-2/0/2.0
- C. et-5/0/0
- D. ae1.1

Answer: AB

NEW QUESTION 248

- (Exam Topic 2)

Which statement is true about PFEs?

- A. A PFE receives microcode updates from the RE.
- B. A PFE receives layer 4 forwarding tables updates from the RE.
- C. A PFE receives hardware status messages from the RE
- D. A PFE receives environmental status messages from RE.

Answer: B

NEW QUESTION 249

- (Exam Topic 2)

What is the purpose of the discard action of a firewall filter?

- A. The system drops the packet and logs the entry.
- B. The system drops the packet and sends an ICMP message.
- C. The system silently drops the packet.
- D. The system evaluates the next term in the policy.

Answer: C

NEW QUESTION 253

- (Exam Topic 2)

Which command will completely turn off a Junos device?

- A. request system halt
- B. request chassis fpc offline
- C. request system power-off
- D. request system recover

Answer: C

NEW QUESTION 256

- (Exam Topic 2)

Which two interfaces are considered logical interfaces? (Choose two.)

- A. xe-1/1/1
- B. ge-2/0/2.0
- C. et-5/0/0
- D. ae1.1

Answer: CD

NEW QUESTION 261

.....

Thank You for Trying Our Product

* 100% Pass or Money Back

All our products come with a 90-day Money Back Guarantee.

* One year free update

You can enjoy free update one year. 24x7 online support.

* Trusted by Millions

We currently serve more than 30,000,000 customers.

* Shop Securely

All transactions are protected by VeriSign!

100% Pass Your JN0-104 Exam with Our Prep Materials Via below:

<https://www.certleader.com/JN0-104-dumps.html>