

## JN0-104 Dumps

### Junos - Associate (JNCIA-Junos)

<https://www.certleader.com/JN0-104-dumps.html>



**NEW QUESTION 1**

- (Exam Topic 1)

Click the Exhibit button



You are connecting to a new device in your network and are presented with the information and prompt shown in the exhibit. Which three steps must be carried out to edit the configuration on this device? (Choose three.)

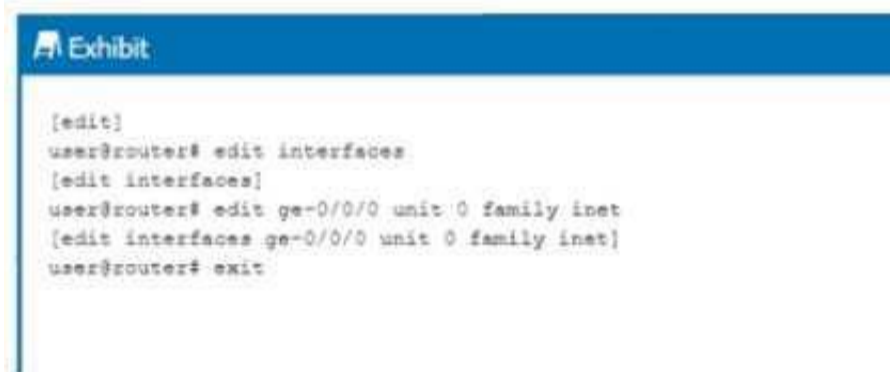
- A. Type configure at the > prompt.
- B. Log in using the root user with no password.
- C. Type cli at the = prompt
- D. Type cli at the > prompt
- E. Log in using the root user with the root 123 password.

**Answer:** AB

**NEW QUESTION 2**

- (Exam Topic 1)

A user has entered the sequence of commands shown in the exhibit



At which level of the configuration hierarchy would the user be after typing the exit command?

- A. [edit]
- B. [edit interfaces ge-0/0/0]
- C. [edit interfaces ge-0/0/0 unit 01 ]
- D. [edit interfaces]

**Answer:** C

**NEW QUESTION 3**

- (Exam Topic 1)

Which three connection protocols allow you to gather operational information from the Junos device? (Choose three.)

- A. NETCONF
- B. Telnet
- C. XML
- D. JSON
- E. SSH

**Answer:** ABE

**NEW QUESTION 4**

- (Exam Topic 1)

By default, which Junos directory contains the primary syslog file?

- A. /var/syslog
- B. /var/home
- C. /var/log
- D. /var/tmp

**Answer:** C

**NEW QUESTION 5**

- (Exam Topic 1)

Which statement about the forwarding table is correct?

- A. It contains all known routes including IPv6

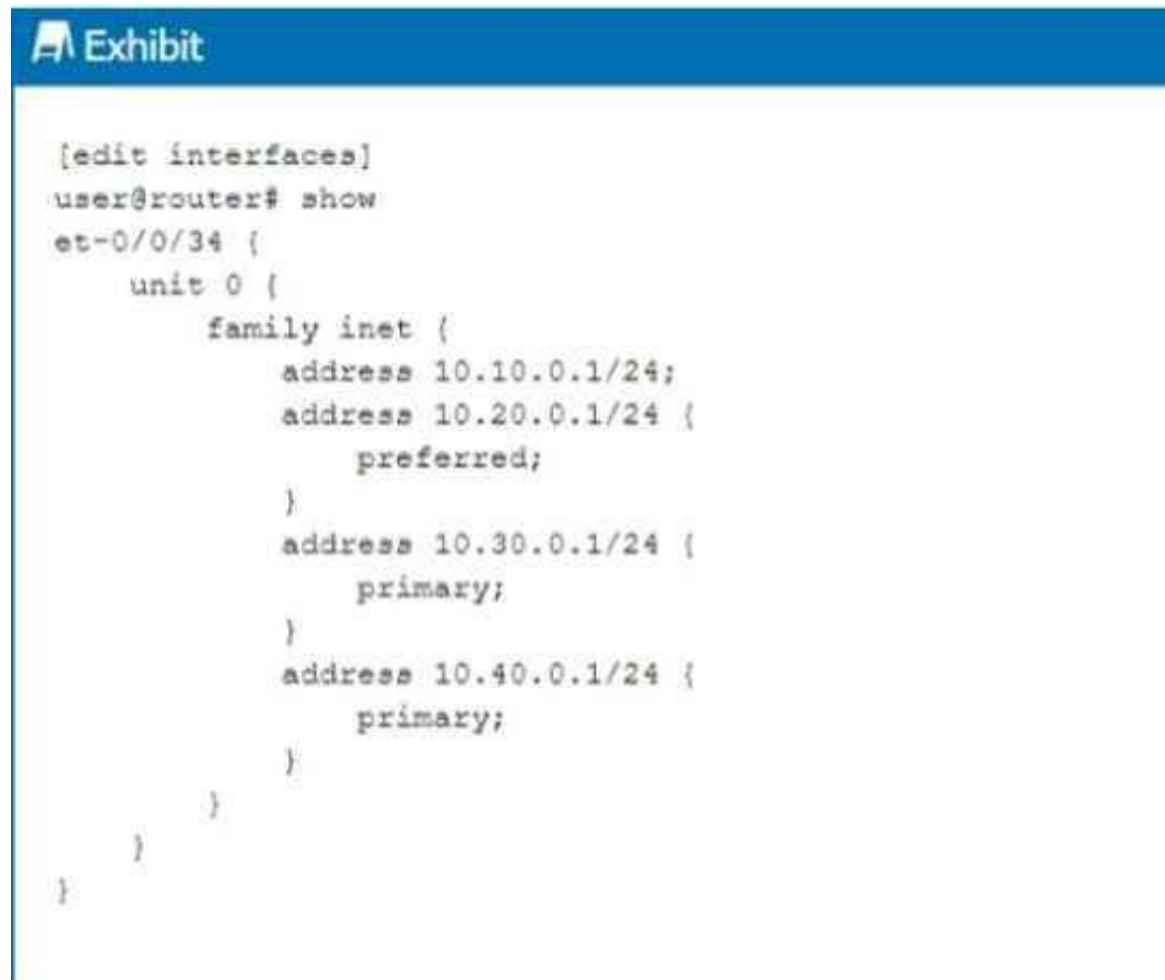
- B. It is only available on the PFE
- C. It is only available on the RE
- D. It is available on both the RE and the PFE.

**Answer:** B

#### NEW QUESTION 6

- (Exam Topic 1)

Click the Exhibit button



Referring to the exhibit, what will be the source address for packets egressing `et-0/0/34.07`

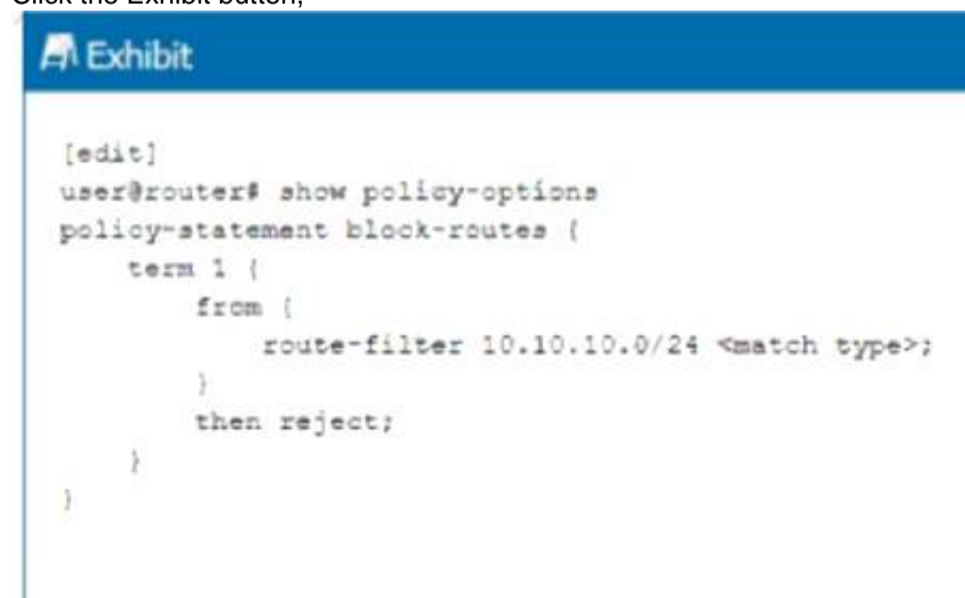
- A. 10.20.0.1
- B. 10.30.0.1
- C. 10.10.0.1
- D. 10.40.0.1

**Answer:** A

#### NEW QUESTION 7

- (Exam Topic 1)

Click the Exhibit button,



You are creating a new routing policy on your Junos device. You are currently receiving multiple routes within the 10.10. 10.0/24 subnet from the same upstream BGP neighbor. Your policy should only allow the 10.10. 10.0/24 route and reject all other routes within that /24 range  
Referring to the exhibit, which route filter match type would satisfy this requirement?

- A. exact
- B. orlonger
- C. prefix-length-range /24-/32
- D. longer

**Answer:** D

#### NEW QUESTION 8

- (Exam Topic 1)

Which two statements describe the RE on Junos OS devices? (Choose two.)

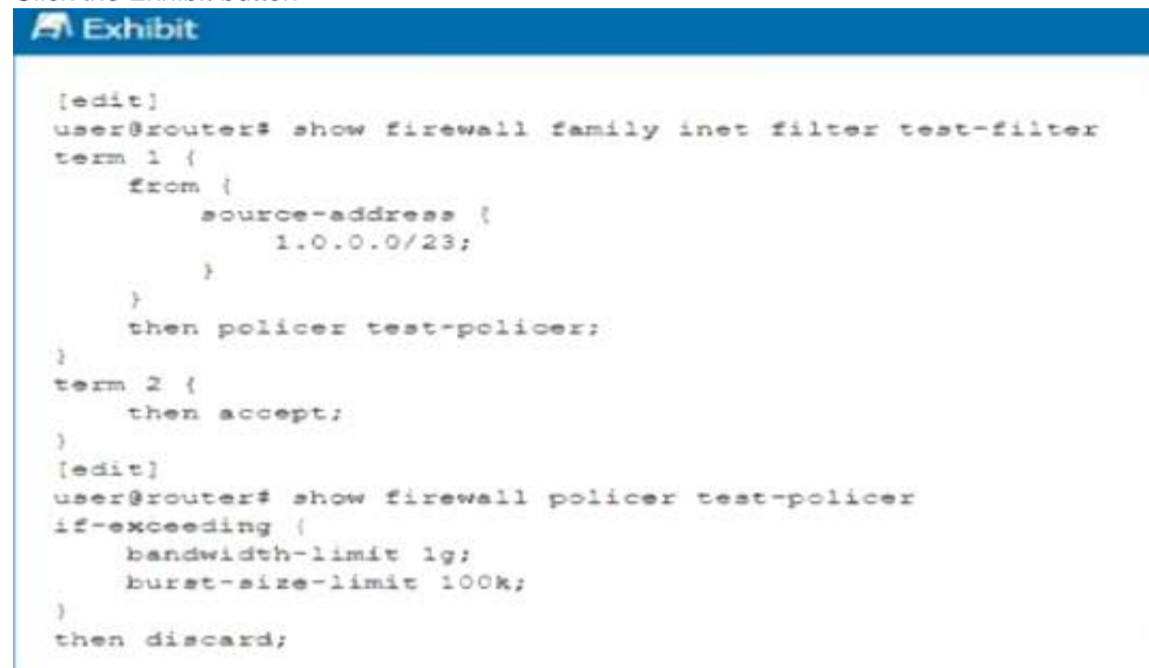
- A. The RE is considered the control plane.
- B. The RE forwards traffic based on its local copy of the forwarding table.
- C. The RE provides hardware status messages for the PFE
- D. The RE maintains the routing tables.

**Answer:** AD

#### NEW QUESTION 9

- (Exam Topic 1)

Click the Exhibit button



```
[edit]
user@router# show firewall family inet filter test-filter
term 1 {
    from {
        source-address {
            1.0.0.0/23;
        }
    }
    then policer test-policer;
}
term 2 {
    then accept;
}
[edit]
user@router# show firewall policer test-policer
if-exceeding {
    bandwidth-limit 1g;
    burst-size-limit 100k;
}
then discard;
```

Referring to the exhibit, what will happen to traffic that is less than the bandwidth limit from source address 1.0.0.207

- A. The traffic will be discarded by the policer.
- B. The traffic will be accepted by term 2.
- C. The traffic will be discarded by term 1.
- D. The traffic will be accepted by term 1.

**Answer:** D

#### NEW QUESTION 10

- (Exam Topic 1)

You must recover a device by loading the rescue configuration file. In this scenario, which command will accomplish this task?

- A. {master:0}user@router> load override rescue
- B. {master:0}user@router> rollback rescue
- C. {master:0} [edit]user@router# load override rescue
- D. {master:0} [edit]user@router# rollback rescue

**Answer:** B

#### NEW QUESTION 10

- (Exam Topic 1)

You are asked to determine when a Junos device was booted Which command would you use to obtain this information?

- A. show system statistics
- B. show system commit
- C. show system information
- D. show system uptime

**Answer:** D

#### NEW QUESTION 14

- (Exam Topic 1)

A device receives a route update for network 172.19.0.0/16 from two different routing information sources. In this scenario, which parameter will determine the active route?

- A. the route learned from the next hop with the highest IP address
- B. the route learned with the lowest default route preference
- C. the route learned from the next hop with the lowest IP address
- D. the route with the lowest metric

**Answer:** B

#### NEW QUESTION 19

- (Exam Topic 1)

Which step is required when performing a Junos software upgrade?

- A. You must create a user account named maintenance-user.
- B. You must reboot the device
- C. You must load the factory default configuration
- D. You must zeroize the device.

**Answer: B**

#### NEW QUESTION 21

- (Exam Topic 1)

Which two parameters are considered action modifiers in the firewall filters then statement? (Choose two.)

- A. next term
- B. reject
- C. policer
- D. counter

**Answer: AB**

#### NEW QUESTION 22

- (Exam Topic 1)

You are asked to configure a Junos device to perform regular configuration backups

Which feature will you configure under the [edit system] hierarchy to accomplish this task?

- A. archival
- B. backup-router
- C. syslog
- D. tracing

**Answer: B**

#### NEW QUESTION 26

- (Exam Topic 1)

Click the Exhibit button

Exhibit					
<pre>user@router&gt; show interfaces terse</pre>					
Interface	Admin	Link	Proto	Local	Remote
ge-0/0/0	up	up			
ge-0/0/0.0	up	up	inet	172.18.36.1/24	
ge-0/0/1	up	up			
ge-0/0/1.0	up	up	inet6	fd73:5d2a:f03b:15e0::1/64	
				fe80::217:cbff:fe4e:a281/64	
ge-0/0/2	up	up			
ge-0/0/2.0	down	up	inet	172.19.25.1/28	
ge-0/0/2.1	down	up	inet	10.0.0.10/24	
ge-0/0/2.2	down	up	inet	192.168.1.1/24	
...					

Referring to the exhibit, you are unable to reach devices in the 172.19.25.0/28 subnet.  
What should you do to solve this problem?

- A. Enable the ge-0/0/2 interface.
- B. Enable the ge-0/0/2.2 interface.
- C. Enable the ge-0/0/2.0 interface.
- D. Enable the ge-0/0/2.1 interface.

**Answer: C**

#### NEW QUESTION 31

- (Exam Topic 1)

Click the Exhibit button.

Exhibit	
<pre>[edit] user@router# show system authentication-order authentication-order [ radius tacplus ];</pre>	

Referring to the exhibit, which statement is correct?

- A. The device will attempt to authenticate using the local database if RADIUS and TACACS+ are unresponsive.

- B. The device will never attempt to authenticate using the local database.  
C. The device will attempt to authenticate using RADIUS and TACACS+ at the same time.  
D. The device will randomly select the authentication method used for each new login attempt.

**Answer:** B

#### NEW QUESTION 35

- (Exam Topic 1)

Which two statements about the configure exclusive command are correct? (Choose two.)

- A. The command excludes other users from editing the configuration.  
B. The command retains all uncommitted changes when exiting exclusive mode  
C. The command causes the loss of all uncommitted changes when exiting exclusive mode  
D. The command allows multiple users to edit private copies of the configuration concurrently.

**Answer:** AC

#### NEW QUESTION 36

- (Exam Topic 2)

Interface	Admin	Link	Proto	Local	Remote
ge-0/0/0	up	up			
ge-0/0/0.0	up	up	inet	172.18.6.2/30	
ge-0/0/1	up	up			
ge-0/0/1.0	up	up	inet	172.18.7.2/30	
ge-0/0/2	up	up			
ge-0/0/3	up	up			
ge-0/0/4	up	up			
ge-0/0/4.0	up	up	inet	192.168.11.1/24	
ge-0/0/5	up	up			
ge-0/0/6	up	up			
ge-0/0/7	up	up			
ge-0/0/8	up	up			
ge-0/0/9	up	up			
fxp0	up	up			
fxp0.0	up	up	inet	172.25.11.1/24	
lo0	up	up			
lo0.0	up	up	inet	192.168.31.1	--> 0/0
lo0.16384	up	up	inet	127.0.0.1	--> 0/0
lo0.16385	up	up	inet		

Which command produced the output shown in the exhibit?

- A. Show interfaces summary  
B. Show interfaces filters  
C. Show interfaces extensive  
D. Show interfaces terse

**Answer:** D

#### NEW QUESTION 40

- (Exam Topic 2)

Which two interfaces are considered physical interfaces? (Choose two.)

- A. xe-10/2/1  
B. ge-0/0/0  
C. et-3/0/0/0:0.501  
D. et-7/1/4.0

**Answer:** AB

#### NEW QUESTION 45

- (Exam Topic 2)

Which two statements are true about static routes in the Junos OS (Choose Two)

- A. Static routes remain in the routing table until you remove them or until they become inactive  
B. Static routes are learned by neighboring devices and added to their routing tables  
C. Static routes are defined at the [edit routing-instance] hierarchy  
D. Static routes must have next hop defined

**Answer:** AD

#### NEW QUESTION 49

- (Exam Topic 2)

A packet enters a Junos device. No matching destination entry exists in the forwarding table. How will the device respond?

- A. The RE responds to the source with a destination unreachable notification message

- B. The PFE responds to the destination with a source unreachable notification message
- C. The PFE responds to the source with a destination unreachable notification message
- D. The RE responds to the destination with a source unreachable notification message

**Answer:** B

#### NEW QUESTION 52

- (Exam Topic 2)

Which command allows you to verify the syntax and consistency of your configuration without actually activating your configuration?

- A. User Interfaces
- B. commit verify
- C. commit check
- D. check commit
- E. commit no-activate

**Answer:** C

#### NEW QUESTION 55

- (Exam Topic 2)

How does the PFE determine how to forward transit traffic?

- A. The PFE performs a destination lookup based on its own routing table.
- B. The PFE determines network destinations itself based on the RE's routing table.
- C. The PFE uses the following table provided by the RE.
- D. The PFE uses the routing table provided by the RE.

**Answer:** C

#### NEW QUESTION 60

- (Exam Topic 2)

How does the PFE determine how to forward transit traffic?

- A. The PFE determines network destinations itself based on the RE's routing table.
- B. The PFE uses the forwarding table provided by the RE.
- C. The PFE performs a destination lookup based on its own routing table.
- D. The PFE uses the routing table provided by the

**Answer:** B

#### NEW QUESTION 63

- (Exam Topic 2)

```
... Hit [Enter] to boot immediately, or space bar for command prompt. <user presses Spacebar> Type '?' for a list of commands, 'help' for more detailed help. loader> boot -s
... Enter full pathname of shell or 'recovery' for root password recovery or RETURN for / bin/sh: recovery
```

Referring to the exhibit, what will be the result?

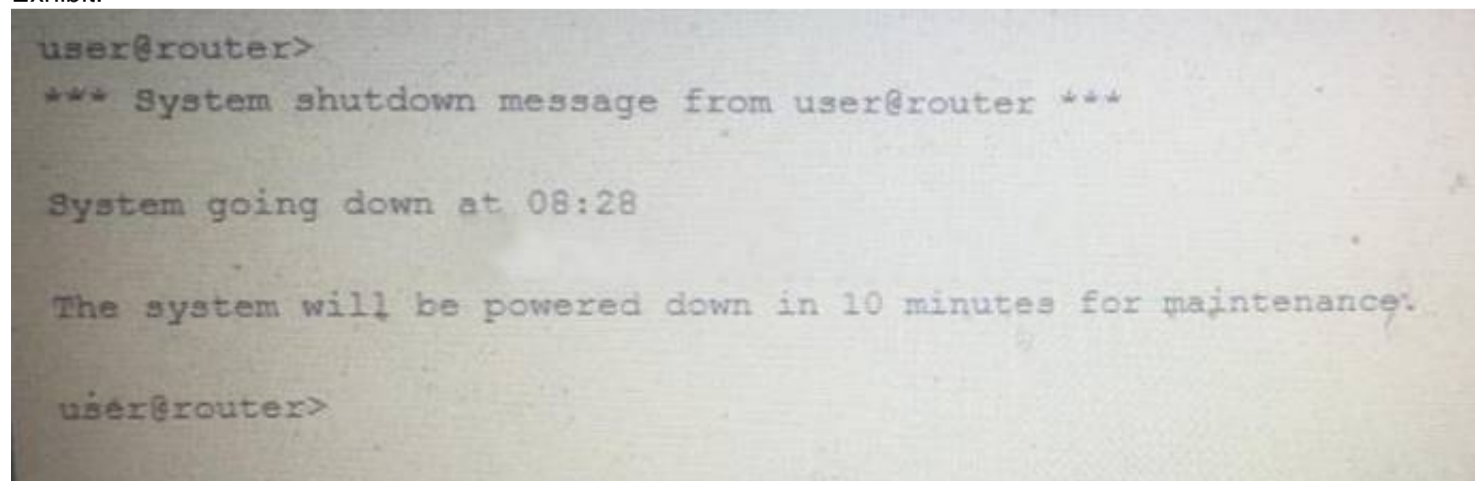
- A. The device will boot in single-user mode at the operational prompt.
- B. The device will boot into single-user mode at the shell prompt.
- C. The device will boot into multi-user mode at the shell prompt.
- D. The device will boot in multi-user mode at the configuration prompt.

**Answer:** C

#### NEW QUESTION 64

- (Exam Topic 2)

Exhibit:



```
user@router>
*** System shutdown message from user@router ***

System going down at 08:28

The system will be powered down in 10 minutes for maintenance.

user@router>
```

While working on a Junos Device, you receive the message shown. In this scenario, what would you do to stop the shutdown process?

- A. Issue the clear system commit command

- B. Issue the clear system reboot command
- C. Issue the request system halt in command
- D. Issue the request system power-off in command

**Answer:** B

#### NEW QUESTION 65

- (Exam Topic 2)

Which two statements describe PFE functions are true?

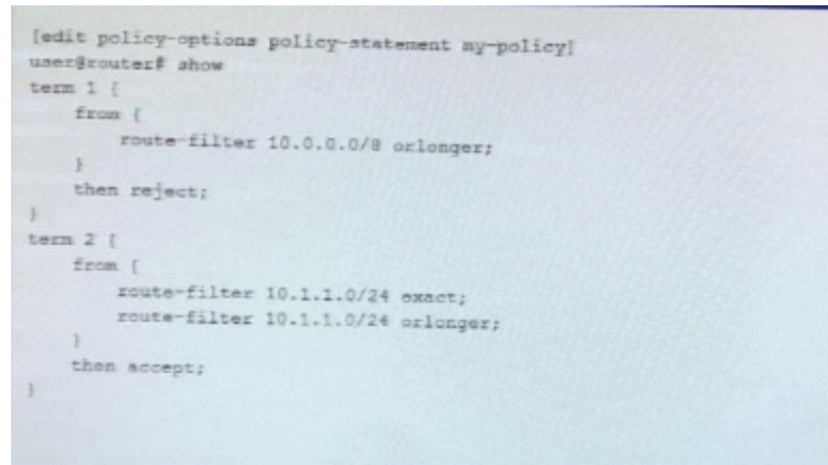
- A. The PFE implements rate limiting using policers
- B. The PFE stores the master copy of the layer 2 and layer 3 forwarding tables
- C. The PFE provides access to the CLI and Jweb
- D. The PFE stores a local copy of the layer 2 and layer 3 forwarding tables

**Answer:** AD

#### NEW QUESTION 67

- (Exam Topic 2)

Exhibit.



```
[edit policy-options policy-statement my-policy]
user@router# show
term 1 {
  from {
    route-filter 10.0.0.0/8 orlonger;
  }
  then reject;
}
term 2 {
  from {
    route-filter 10.1.1.0/24 exact;
    route-filter 10.1.1.0/24 orlonger;
  }
  then accept;
}
```

You have the policy configuration shown in the exhibit applied to your BGP peering. You find that your customer routes coming from the 10.1.1.0/24 network are being rejected.

Which command should be used to correct the problem?

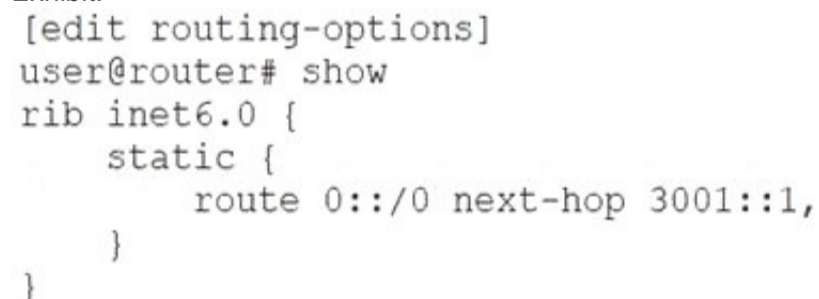
- A. [edit policy-options policy-statement my-policy] user@router# insert term 1 before term 2
- B. [edit policy-options policy-statement my-policy] user@router# insert term 2 before term 1
- C. [edit policy-options policy-statement my-policy] user@router# copy term 2 to term 0
- D. [edit policy-options policy-statement my-policy]

**Answer:** B

#### NEW QUESTION 71

- (Exam Topic 2)

Exhibit:



```
[edit routing-options]
user@router# show
rib inet6.0 {
  static {
    route 0::/0 next-hop 3001::1,
  }
}
```

Which type of route does the configuration create?

- A. an indirect next hop
- B. a generated route
- C. a non-advertised route
- D. a default gateway

**Answer:** D

#### NEW QUESTION 73

- (Exam Topic 2)

Click the Exhibit button.

```
[edit protocol ospf]
user@router# show
traceoptions {
    file ospf-trace size 64k files 5 no-world-readable;
    flag event detail;
    flag error detail;
}
area 0.0.0.0 {
    interface ge-0/0/0.0;
    interface ge-0/0/1.0;
}
```

Which statement is correct regarding the configuration shown in the exhibit?

- A. When the ospf-trace file has created five files, it will stop logging additional information.
- B. When the ospf-trace file reaches the 64 KB file size, it is renamed and begins a new file.
- C. The ospf-trace file will automatically replace any existing trace file with the same name.
- D. Timestamp information will not be included for each line of ospf-trace

**Answer:** B

#### NEW QUESTION 78

- (Exam Topic 2)

Which CIDR notation is the equivalent of the subnet mask of 255.255.192.0?

- A. /19
- B. /18
- C. /20
- D. /17

**Answer:** B

#### NEW QUESTION 82

- (Exam Topic 2)

Which command prompt indicates that you are in operational mode?

- A. user @ router &
- B. user @ router #
- C. user @ router \$
- D. user @ router >

**Answer:** D

#### NEW QUESTION 84

- (Exam Topic 2)

Which of the following protocols uses both TCP and UDP?

- A. FTP
- B. SMTP
- C. Telnet
- D. DNS

**Answer:** D

#### NEW QUESTION 88

- (Exam Topic 2)

What configuration parameter on a Junos device modifies the default next-hop resolution behavior of a static route?

- A. Resolve
- B. No-readvertise
- C. Passive
- D. Preference

**Answer:** A

#### NEW QUESTION 92

- (Exam Topic 2)

Which two keystrokes will auto-complete a command? (Choose two.)

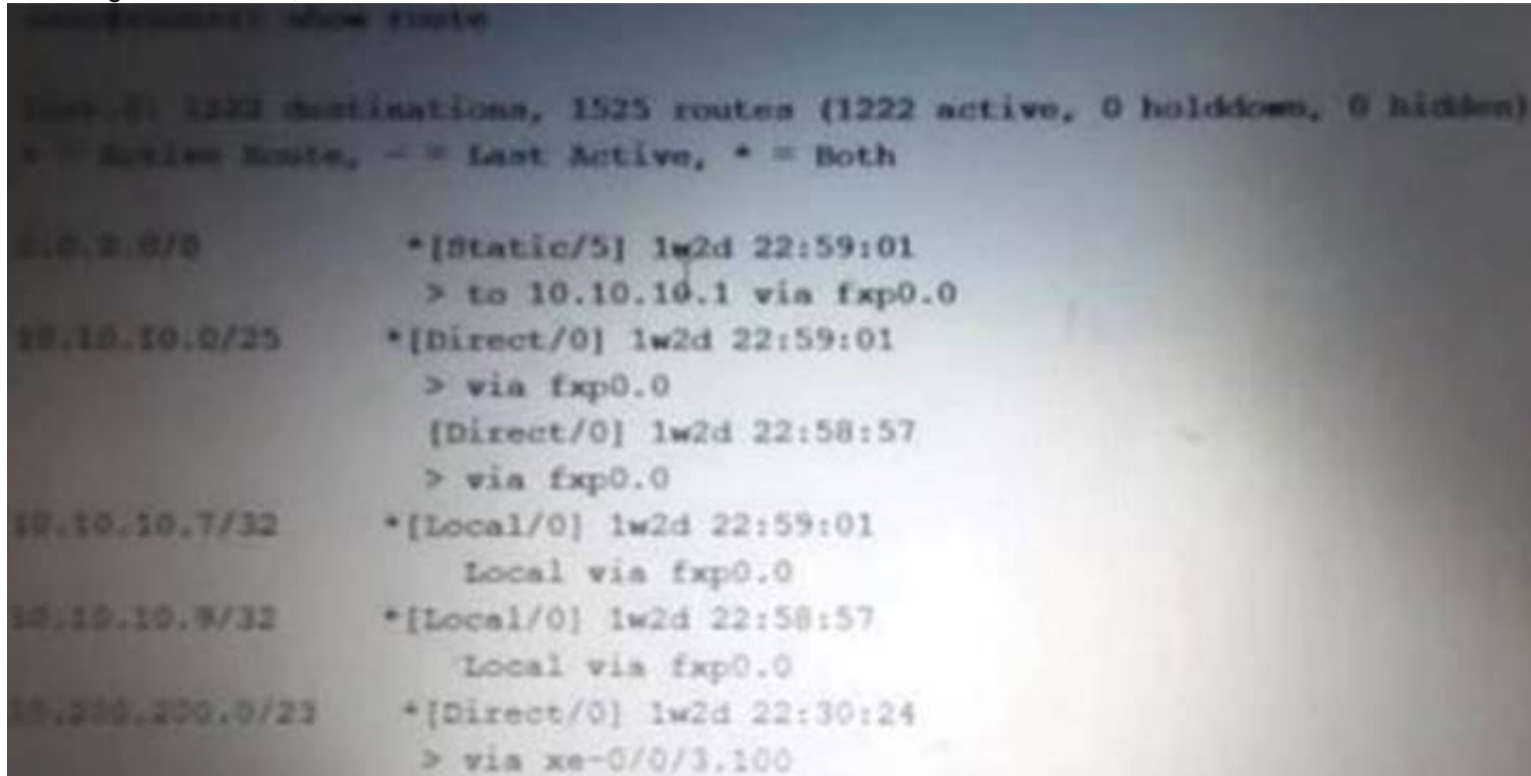
- A. Esc
- B. Tab
- C. Spacebar
- D. End

**Answer:** BC

#### NEW QUESTION 95

- (Exam Topic 2)

Referring to the Exhibit,



```
... show ip route
... 1222 destinations, 1525 routes (1222 active, 0 holdown, 0 hidden)
... Route, - = Last Active, * = Both

10.0.0.0/8      * [Static/5] 1w2d 22:59:01
                > to 10.10.10.1 via fxp0.0
10.10.10.0/25   * [Direct/0] 1w2d 22:59:01
                > via fxp0.0
                [Direct/0] 1w2d 22:58:57
                > via fxp0.0
10.10.10.7/32   * [Local/0] 1w2d 22:59:01
                Local via fxp0.0
10.10.10.9/32   * [Local/0] 1w2d 22:58:57
                Local via fxp0.0
10.200.200.0/23 * [Direct/0] 1w2d 22:30:24
                > via xe-0/0/3.100
```

what does the number inside the square bracket represent?

- A. local preference
- B. router preference
- C. metric
- D. protocol reference number

**Answer:** C

#### NEW QUESTION 98

- (Exam Topic 2)

What are two examples of transit traffic? (Choose two.)

- A. SFTP traffic that enter one interface and is destined for another interface on the local router.
- B. SCP traffic that enters one interface and exit another interface on the local router.
- C. SFTP traffic that enters and exits the same interface on the local router.
- D. SCP traffic that is destined for the router's loopback interface.

**Answer:** BC

#### NEW QUESTION 101

- (Exam Topic 2)

Which keystroke combination allows users to move the cursor to the end of the command line without deleting text?

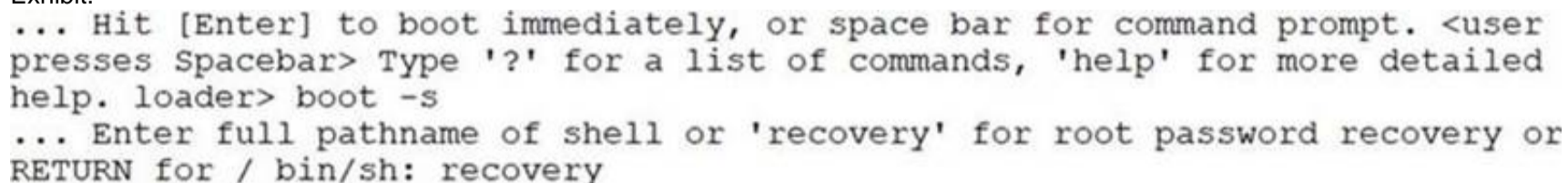
- A. Ctrl + a
- B. Ctrl + e
- C. Ctrl + u
- D. Ctrl + w

**Answer:** B

#### NEW QUESTION 103

- (Exam Topic 2)

Exhibit:



```
... Hit [Enter] to boot immediately, or space bar for command prompt. <user
presses Spacebar> Type '?' for a list of commands, 'help' for more detailed
help. loader> boot -s
... Enter full pathname of shell or 'recovery' for root password recovery or
RETURN for / bin/sh: recovery
```

Refer to exhibit, What will be the result?

- A. The device will boot in a multi-user mode at the configuration prompt
- B. The device will boot in a Single-user mode at the operational prompt
- C. The device will boot in a multi-user mode at the shell prompt
- D. The device will boot in a Single-user mode at the shell prompt

**Answer:** A

#### NEW QUESTION 106

- (Exam Topic 2)

You have configured logging to the console port but are uncertain of the impact to the device while troubleshooting. In this scenario, which command would allow you to minimize the impact?

- A. commit synchronize comment troubleshoot
- B. commit confirmed 1 comment troubleshoot
- C. set system svsloq console any none
- D. set system svsloq log-rotate-frequency 15

**Answer: C**

#### NEW QUESTION 111

- (Exam Topic 2)

What's is the minimum system-defined user class required to issue clear commands?

- A. read-only
- B. operator
- C. authorized
- D. super-user

**Answer: B**

#### NEW QUESTION 112

- (Exam Topic 2)

Which keystroke combination allows users to move the cursor to the beginning of the command line without deleting text?

- A. Ctrl + u
- B. Ctrl + w
- C. Ctrl + a
- D. Ctrl + b

**Answer: C**

#### NEW QUESTION 113

- (Exam Topic 2)

Which two features are implemented on the Packet Forwarding Engine? (Choose Two)

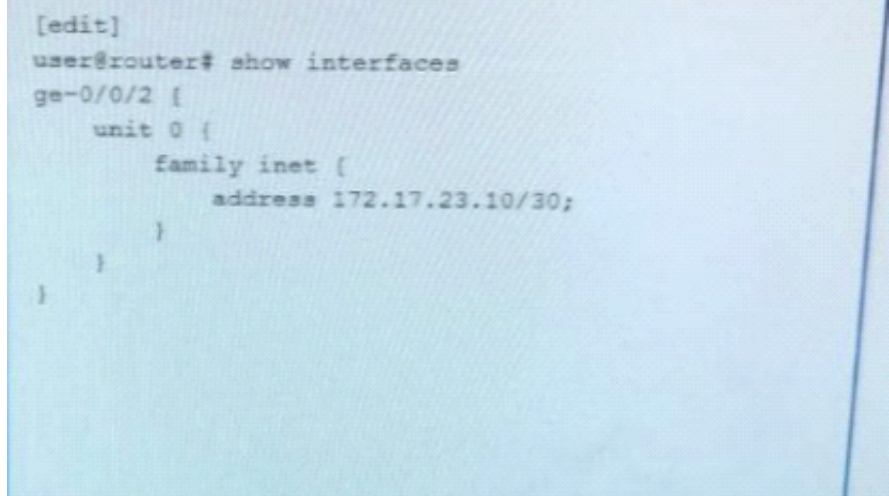
- A. Chassis Management
- B. Firewall Filters
- C. Class of Service
- D. Routing protocol update

**Answer: BC**

#### NEW QUESTION 118

- (Exam Topic 2)

Click the Exhibit button.



```
[edit]
user@router# show interfaces
ge-0/0/2 {
  unit 0 {
    family inet {
      address 172.17.23.10/30;
    }
  }
}
```

Your Junos device is using the configuration shown in the exhibit. You notice that the 172.17.23.10/30 address is incorrect and should be 172.17.23.9/30. What are two commands that would solve this problem? (choose two.)

- A. [edit interfaces]user@router# delete ge-0/0/2.0 family inet address 172-17.23.10
- B. [edit interfaces]user@router# rename ge-0/0/Z0 family inet address 172.17.23-10/30 to address 172.17.23.9/30
- C. [edit interfaces]user@router# replace pattern 17Z1723.10 with 172.17.23.9
- D. [edit interfaces]user@router# set ge-0/0/2.0 family inet address

**Answer: BC**

#### NEW QUESTION 120

- (Exam Topic 2)

What are two examples of transit traffic? (Choose two.)

- A. SCP traffic that is destined for the router's loopback interface.
- B. SCP traffic that enters one interface and exits another interface on the local router.

- C. SFTP traffic that enters and exits the same interface on the local router.
- D. SFTP traffic that enters one interface and is destined for another interface on the local router

**Answer:** AD

#### NEW QUESTION 123

- (Exam Topic 2)

You have enabled trace options to log error messages. You want to have the messages displayed to your terminal session automatically as they occur. Which command should you use in this scenario?

- A. request message terminal
- B. file show
- C. file list
- D. monitor start

**Answer:** D

#### NEW QUESTION 128

- (Exam Topic 2)

What statement is true about the orlonger route-filter match type?

- A. All routes within the specified prefix that are longer than the given prefix are considered a match
- B. All routes within the specified prefix that are longer or equal to the given prefix up to a defined acceptable prefix length are considered a match
- C. All routes within the specified prefix that are longer or equal to the given prefix are considered a match
- D. All routes within the specified prefix that are longer than the given prefix up to a defined acceptable prefix length are considered a match

**Answer:** A

#### NEW QUESTION 133

- (Exam Topic 2)

What is the decimal equivalent of 00000100?

- A. 2
- B. 4
- C. 9
- D. 12

**Answer:** B

#### NEW QUESTION 138

- (Exam Topic 2)

Given the following configuration,

```
set system authentication-order [ tacplus ]
```

Which two statements are correct? (Choose two.)

- A. If the TACACS+ server is available and rejects the username/password provided, the user is not allowed to access the device.
- B. If the TACACS+ server is available and rejects the username/password provided, the local password database is checked.
- C. If the TACACS+ server is not available, the user is not allowed to access the device.
- D. If the TACACS+ server is not available, the local user database is checked.

**Answer:** CD

#### NEW QUESTION 140

- (Exam Topic 2)

Which two methods keep a Junos device operational if the primary storage device fails? (Choose two.)

- A. Create a recovery snapshot.
- B. Enable the ephemeral database.
- C. Enable J-Web for device management.
- D. Create a rescue configuration.

**Answer:** AD

#### NEW QUESTION 141

- (Exam Topic 2)

Which two statements describe the default behavior for OSPF? (Choose two)

- A. OSPF imports all routes into the inet4.0 routing table.
- B. OSPF exports all static routes into the OSPF database.
- C. OSPF imports all routes into the inet.O routing table.
- D. OSPF does not export static routes into the OSPF database.

**Answer:** CD

#### NEW QUESTION 144

- (Exam Topic 2)

You are in configuration mode at the top of the hierarchy. How would you save your configuration to a file on the router?

- A. save configuration <filename>
- B. save config <filename>
- C. save <filename>
- D. save run <filename>

**Answer:** C

#### NEW QUESTION 149

- (Exam Topic 2)

Which protocol family is required prior to assigning an IP address to an interface?

- A. ip
- B. ip6
- C. inet
- D. inet4

**Answer:** C

#### NEW QUESTION 154

- (Exam Topic 2)

When you first log in to a router, how does the router indicate that factory defaults are being used? Junos Configuration Basics

- A. The router's host name is Amnesiac.
- B. The password you used to log in is junos.
- C. The router immediately enters configuration mode after you log in.
- D. The router allows you to enter configuration mode without logging in.

**Answer:** A

#### NEW QUESTION 155

- (Exam Topic 2)

Which parameter would you use to prohibit the redistribution of a static route used for management traffic?

- A. no-readvertise
- B. discard
- C. reject
- D. passive

**Answer:** A

#### NEW QUESTION 156

- (Exam Topic 2)

Which parameter must be included when executing operational mode commands from within configuration mode?

- A. run
- B. prompt
- C. insert
- D. do

**Answer:** A

#### NEW QUESTION 161

- (Exam Topic 2)

Which command is used to replace the current configuration?

- A. load replace
- B. load patch
- C. load override
- D. load set

**Answer:** C

#### NEW QUESTION 166

- (Exam Topic 2)

You issue a "request system zeroize" command. Which statement is correct in this scenario?

- A. All data files remain unchanged but all configuration settings returned to factory defaults.
- B. All data files are deleted and all configuration settings are returned to factory defaults.
- C. All data files are deleted and all configuration settings remain unchanged
- D. Disk space is freed by rotating log files and a proposed list of files to be deleted is presented.

**Answer:** B

**NEW QUESTION 167**

- (Exam Topic 2)

You successfully established a BGP session with peer, but do not see any routes learned from the peer, What would cause this problem?

- A. A routing policy is blocking BGP from learning the routes
- B. Unicast reverse-path-forwarding is blocking BGP from learning the routes
- C. A security policy is blocking BGP from learning the routes
- D. The firewall filter is blocking the BGP from learning the routes

**Answer:** A

**NEW QUESTION 170**

- (Exam Topic 2)

Exhibit:

```
{master:0}[edit routing-instances]
root@switch# top set interfaces xe-0/0/39.0 family ethernet-switching
```

Which statement is true about the command shown in the exhibit?

- A. There needs to be a ; after top for the command to be accepted as a valid command.
- B. Only top should be used, no other options are allowed on the same line.
- C. The command shown in the exhibit would be accepted as a valid command.
- D. If you replace top with up command, it becomes valid.

**Answer:** C

**NEW QUESTION 173**

- (Exam Topic 2)

When multiple users are editing the configuration on a Junos device, What is the default behavior when a user issues a commit command?

- A. The user's configuration changes are committed, other users configuration changes are still pending
- B. The user's configuration changes are committed, other users will be exited from the configuration mode
- C. All valid configuration changes made by all users will take effect
- D. The user will receive an error message disallowing a commit of the configuration

**Answer:** A

**NEW QUESTION 178**

- (Exam Topic 2)

You have configure an SRX Series device for the first time. When you commit your configuration, the Junos OS notifies you that you cannot yet commit your configuration. Which configuration step must you complete?

- A. security policies
- B. hostname
- C. date/time
- D. root authentication

**Answer:** D

**NEW QUESTION 181**

- (Exam Topic 2)

What are three firewall filter terminating actions? (Choose three.)

- A. discard
- B. reject
- C. log
- D. accept
- E. drop

**Answer:** ABE

**NEW QUESTION 182**

- (Exam Topic 2)

You issue the request system zeroize command. Which statement is correct in this scenario?

- A. All data files are deleted and all configuration setting are returned to factory defaults.
- B. All data files remain unchanged but all configuration setting are returned to factory defaults.
- C. Disk space is freed by rotating log files and a proposed list of files to delete is presented.
- D. All data files are deleted and the configuration settings remain unchanged.

**Answer:** A

**NEW QUESTION 187**

- (Exam Topic 2)

Referring to the exhibit, which statement is true?

- A. The customer has set the version parameter to automatic.
- B. The customer has not enabled security for BFD.
- C. The customer's link will failover in nine seconds.
- D. The customer's link flappedd within the last hour.

**Answer:** D

#### NEW QUESTION 192

- (Exam Topic 2)

Click the Exhibit button.

```
user@router> show route forwarding-table
Routing table: default.inet
Internet:
Enabled protocols: Bridging,
Destination      Type  RtRef  Next hop      Type  Index   NhRef  Netif
default          perm   0      rjct          36    1
0.0.0.0/32       perm   0      dscd          34    1
10.5.0.0/16      user   0      10.102.70.254 ucst   355   18   fxp0.0
10.10.0.0/16     user   0      10.102.70.254 ucst   355   18   fxp0.0
10.12.14.0/24    intf   0      rslv          589   1    ge-2/0/0.0
10.12.14.0/32    dest   0      10.12.14.0    recv   587   1    ge-2/0/0.0
10.12.14.254/32  intf   0      10.12.14.254 locl   588   2
10.12.14.254/32  dest   0      10.12.14.254 locl   588   2
10.12.14.255/32  dest   0      10.12.14.255 bcst   586   1    ge-2/0/0.0
10.13.10.0/23    user   0      10.102.70.254 ucst   355   18   fxp0.0
10.84.0.0/16     user   0      10.102.70.254 ucst   355   18   fxp0.0
10.102.70.0/24   intf   0      rslv          354   1    fxp0.0
224.0.0.0/4      perm   0      mdsc          35    1
224.0.0.1/32     perm   0      224.0.0.1     mcst   31    2
224.0.0.5/32     user   0      224.0.0.5     mcst   31    2
255.255.255.255/32 perm   0      bcst          32    1
```

Referring to the exhibit, what happens to a packet that has a destination address of 172.17.0.1?

- A. The packet is forwarded to the next hop defined in the default route.
- B. The packet is silently discarded.
- C. The packet is rejected and an ICMP network unreachable message is sent to the source address.
- D. The packet is forwarded to the next hop of the management network.

**Answer:** C

#### NEW QUESTION 196

- (Exam Topic 2)

What is the maximum number of rollback files a Junos device can store?

- A. 5
- B. 10
- C. 49
- D. 50

**Answer:** D

#### NEW QUESTION 200

- (Exam Topic 2)

Which key could you use to auto-complete a command in the Junos CLI?

- A. Delete
- B. Ctrl+Z
- C. Spacebar
- D. Right Arrow

**Answer:** C

#### NEW QUESTION 205

- (Exam Topic 2)

Exhibit:

```
[edit snmp]
user@router# show
community my-community {
    authorization read-only;
    clients {
        10.21.15.16/32;
    }
}
trap-group my-first-trap-group {
    version v2;
    categories {
        chassis;
        link;
    }
    targets {
        10.21.15.180;
    }
}
trap-group my-second-trap-group {
    targets {
        10.21.15.181;
    }
}
```

Referring to the exhibit, which statement is true?

- A. Traps are allowed from 10.21.15.180
- B. Traps are sent to 10.21.15.180
- C. Traps are sent to 10.21.15.16
- D. Traps are allowed from 10.21.15.16

**Answer:** D

#### NEW QUESTION 207

- (Exam Topic 2)

You notice that the terms in your firewall filter are not in the correct order. What would solve this problem?

- A. Use the insert command to reorder the terms within the filter.
- B. Use the count parameter to ensure that the terms are evaluated correctly.
- C. Use the reject action to change the action of the filter.
- D. Use the next term action to force an evaluation of the next term.

**Answer:** A

#### NEW QUESTION 211

- (Exam Topic 2)

Which command displays all IPv4 routes in the default routing instance?

- A. show route table inet.0
- B. show route table inet.2
- C. show route table inet6.0
- D. show route table inet.1

**Answer:** A

#### NEW QUESTION 212

- (Exam Topic 2)

Exhibit:

```
[edit firewall family inet]
user@router# show
filter input-filter {
    term count-packets {
        from {
            source-address {
                10.10.10.0/24;
            }
        }
        then count building-1;
    }
    term reject-others {
        then {
            reject;
        }
    }
}
```

Which statement is correct when traffic is received from 10.10.10.4?

- A. The traffic is counted and accepted
- B. The traffic is counted and rejected
- C. The traffic is only rejected
- D. The traffic is only accepted

**Answer:** B

**NEW QUESTION 216**

- (Exam Topic 2)

Which two interfaces are considered as physical interface? (Choose two.)

- A. xe-1/1/1
- B. ge-2/0/2.0
- C. et-5/0/0
- D. ae1.1

**Answer:** AB

**NEW QUESTION 219**

- (Exam Topic 2)

You are in configuration mode at the top of the hierarchy. You need to abort the changes that you have made and start again with a fresh copy of the active configuration. Which command should you use to accomplish this task?

- A. rollback 0
- B. load active
- C. reset config
- D. clear candidate config

**Answer:** A

**NEW QUESTION 223**

- (Exam Topic 2)

Which keystroke is used to auto-complete user-defined variables?

- A. Spacebar
- B. Home
- C. Esc
- D. Tab

**Answer:** D

**NEW QUESTION 228**

- (Exam Topic 2)

Which two interfaces are considered logical interfaces? (Choose two.)

- A. xe-1/1/1
- B. ge-2/0/2.0
- C. et-5/0/0
- D. ae1.1

**Answer:** CD

**NEW QUESTION 229**

.....

## Thank You for Trying Our Product

\* 100% Pass or Money Back

All our products come with a 90-day Money Back Guarantee.

\* One year free update

You can enjoy free update one year. 24x7 online support.

\* Trusted by Millions

We currently serve more than 30,000,000 customers.

\* Shop Securely

All transactions are protected by VeriSign!

**100% Pass Your JN0-104 Exam with Our Prep Materials Via below:**

<https://www.certleader.com/JN0-104-dumps.html>