

AZ-120 Dumps

Planning and Administering Microsoft Azure for SAP Workloads

<https://www.certleader.com/AZ-120-dumps.html>



NEW QUESTION 1

- (Exam Topic 1)

Litware is evaluating whether to add high availability after the migration? What should you recommend to meet the technical requirements?

- A. SAP HANA system replication and Azure Availability Sets
- B. Azure virtual machine auto-restart with SAP HANA service auto-restart.
- C. Azure Site Recovery

Answer: A

NEW QUESTION 2

- (Exam Topic 1)

You are evaluating which migration method Litware can implement based on the current environment and the business goals.

Which migration method will cause the least amount of downtime?

- A. Use the Database migration Option (DMO) to migrate to SAP HANA and Azure During the same maintenance window.
- B. Use Near-Zero Downtime (NZDT) to migrate to SAP HANA and Azure during the same maintenance window.
- C. Migrate SAP to Azure, and then migrate SAP ECC to SAP Business Suite on HANA.
- D. Migrate SAP ECC to SAP Business Suite on HANA and then migrate SAP to Azure.

Answer: A

Explanation:

The SAP Database Migration Option (DMO) with System Move option of SUM, used as part of the migration allows customer the options to perform the migration in a single step, from source system on-premises, or to the target system residing in Microsoft Azure, minimizing overall downtime.

References:

<https://blogs.sap.com/2017/10/05/your-sap-on-azure-part-2-dmo-with-system-move/>

NEW QUESTION 3

- (Exam Topic 1)

For each of the following statements, select Yes if the statement is true. Otherwise, select No. NOTE: Each correct selection is worth one point.

Statements	Yes	No
After the migration, all user authentication to the SAP applications must be handled by Azure Active Directory (Azure AD).	<input type="radio"/>	<input type="radio"/>
The migration requires that the on-premises Active Directory domain syncs to Azure Active Directory (Azure AD).	<input type="radio"/>	<input type="radio"/>
After the migration users will be able to authenticate to the SAP applications by using their existing credentials in litware.com.	<input type="radio"/>	<input type="radio"/>

- A. Mastered
- B. Not Mastered

Answer: A

Explanation:

In a Hybrid-IT scenario, Active Directory from on-premises can be extended to serve as the authentication mechanism through an Azure deployed domain controller (as well as potentially using the integrated DNS).

It is important to distinguish between traditional Active Directory Servers and Microsoft Azure Active Directory that provides only a subset of the traditional on-premises AD offering. This subset includes Identity and Access Management, but does not have the full AD schema or services that many 3rd party applications take advantage of. While Azure Active Directory IS a requirement to establish authentication for the Azure virtual machines in use, and it can synchronize users with customers' on-premises AD, the two are explicitly different and customers will likely continue to require full Active Directory servers deployed in Microsoft Azure.

References: https://www.suse.com/media/guide/sap_hana_on_azure_101.pdf

NEW QUESTION 4

- (Exam Topic 2)

You have an SAP environment on Azure.

You use Azure Recovery Services to back up an SAP application server.

You need to test the restoration process of a file on the server.

Which three actions should you perform in sequence? To answer, move the appropriate actions from the list of actions to the answer area and arrange them in the correct order.

Actions

Download and run the mount disk executable

From Azure Cloud Shell, run the `Get-AzBackupItem` cmdlet

From Azure Recovery Vault, select **File Recovery**

Recover the file and unmount the disk

From Azure Cloud Shell, run the `Get-AzBackupRecoveryPoint` cmdlet

Answer Area



- A. Mastered
- B. Not Mastered

Answer: A

Explanation:

Step 1: From Azure Recover Vault, select File Recovery

To restore files or folders from the recovery point, go to the virtual machine and choose the desired recovery point.

Step 2: Download and run the mount disk executable Step 3: recover the file and unmount the disk

File Recovery

v2win2012r2

✓ Step 1: Select recovery point

7/20/2017, 1:36:40 PM [Latest] (AppCo... ▼)

→ Step 2: Download script to browse and recover files

This script will mount the disks from the selected recovery point **as local drives on the machine where it is run**. These drives will remain mounted for 12 hours.

Download Executable *

Requires password to run

→ Step 3: Unmount the disks after recovery

Unmount disks and close the connection to the recovery point.

Unmount Disks

* Run this script on the machine where you want to copy the files

* To restore files larger than 10GB, restore entire VM to an alternate location or restore disks using PowerShell

* Data transfer rate: up to 1GB/Hr

If you have trouble finding your files, [click here](#)

NEW QUESTION 5

- (Exam Topic 2)

You have an on-premises SAP environment that runs on SUSE Linux Enterprise Server (SLES) servers and Oracle. The version of the SAP ERP system is 6.06 and the version of the portal is SAP NetWeaver 7.3.

You need to recommend a migration strategy to migrate the SAP ERP system and the portal to Azure. The solution must be hosted on SAP HANA.

What should you recommend? To answer, drag the appropriate tools to the correct components. Each tool may be used once, more than once, or not at all. You may need to drag the split bar between panes or scroll to view content.

NOTE: Each correct selection is worth one point.

Tools	Answer Area
SAP heterogeneous system copy	To migrate the SAP ERP system: <input type="text"/>
Software Update Manager (SUM) Database Migration Option (DMO) with System Update	To migrate the portal: <input type="text"/>
Software Update Manager (SUM) Database Migration Option (DMO) with System Move	
Software Update Manager (SUM) Database Migration Option (DMO) without System Update	

- A. Mastered
- B. Not Mastered

Answer: A

Explanation:

Box 1: Software Update Manager (SUM) Database Migration option (DMO) with System Update The SAP ERP system is 6.06.

Box 2: Software Update Manager (SUM) Database Migration option (DMO) without System Update The portal is SAP NetWeaver 7.3.
SAP ERP portal migrate azure Software update manager database Reference:
<https://blogs.sap.com/2017/10/05/your-sap-on-azure-part-2-dmo-with-system-move/>

NEW QUESTION 6

- (Exam Topic 2)

For each of the following statements, select Yes if the statement is true. Otherwise, select No.

NOTE: Each correct selection is worth one point.

Statements	Yes	No
The Azure Enhanced Monitoring Extension for SAP stores performance data in an Azure Storage account.	<input type="radio"/>	<input type="radio"/>
You can enable the Azure Enhanced Monitoring Extension for SAP on a SUSE Linux Enterprise Server 12 (SLES 12) server by running the Set-AzVMAEMExtension cmdlet.	<input type="radio"/>	<input type="radio"/>
You can enable the Azure Enhanced Monitoring Extension for SAP on a server that runs Windows Server 2016 by running the Set-AzVMAEMExtension cmdlet.	<input type="radio"/>	<input type="radio"/>

- A. Mastered
- B. Not Mastered

Answer: A

Explanation:

Box 1: Yes

The SAP Azure Enhanced Monitoring Extension builds on top of the Azure Diagnostic extension, which stores its data in an Azure Storage account that you specify.

Box 2: Yes

The Set-AzVMAEMExtension cmdlet updates the configuration of a virtual machine to enable or update the support for monitoring for SAP systems that are installed on the virtual machine. The cmdlet installs the Azure Enhanced Monitoring (AEM) extension that collects the performance data and makes it discoverable for the SAP system.

The -OSType specifies the OS. Either Windows or Linux.

Box 3: Yes References:

<https://docs.microsoft.com/en-us/azure/azure-monitor/platform/diagnostics-extension-overview> <https://docs.microsoft.com/en-us/powershell/module/az.compute/set-azvmaemextension>

NEW QUESTION 7

- (Exam Topic 2)

You are deploying SAP Fiori to an SAP environment on Azure.

You are configuring SAML 2.0 for an SAP Fiori instance named FPP that uses client 100 to authenticate to an Azure Active Directory (Azure AD) tenant.

Which provider name should you use to ensure that the Azure AD tenant recognizes the SAP Fiori instance?

- A. Idap://FPP
- B. https://FPP
- C. Idap://FPP-100
- D. https://FPP100

Answer: D

Explanation:

By default, the provider name is in the format <sid><client>. Azure AD expects the name in the format

<protocol>://<name>. We recommend that you maintain the provider name as https://<sid><client> so you can configure multiple SAP Fiori ABAP engines in Azure AD.

Example:

SAML 2.0 Configuration of ABAP System: T01/122 Logoff

Local Provider | Trusted Providers | Policies | Name ID Management

Edit **Save** Cancel | Disable | Metadata | Delete Configuration | Export Configuration

Provider Name:

Operation Mode:

Status: ☒ Enabled

General Settings | Authentication Contexts | Service Provider Settings

Signature and Encryption

Signing Keypair:

Encryption Keypair:

☒ Include Certificate in Signature

☒ Sign Metadata

Miscellaneous

Clock Skew Tolerance: Seconds

Reference:

<https://docs.microsoft.com/en-us/azure/active-directory/saas-apps/sap-fiori-tutorial>

NEW QUESTION 8

- (Exam Topic 2)

For each of the following statements, select Yes if the statement is true. Otherwise, select No. NOTE: Each correct selection is worth one point.

Statements	Yes	No
SAP HANA certification for M-Series Azure virtual machines requires that Write Accelerator be enabled on the /hana/data volume.	<input type="radio"/>	<input type="radio"/>
SAP HANA certification for M-Series Azure virtual machines requires that Write Accelerator be enabled on the /hana/log volume.	<input type="radio"/>	<input type="radio"/>
To enable Write Accelerator, you must use Azure Premium managed disks.	<input type="radio"/>	<input type="radio"/>

- A. Mastered
- B. Not Mastered

Answer: A

Explanation:

Box 1: No

Box 2: Yes

The minimum SAP HANA certified conditions for the different storage types are:

Azure Premium SSD - /hana/log is required to be cached with Azure Write Accelerator. The /hana/data volume could be placed on Premium SSD without Azure Write Accelerator or on Ultra disk

Box 3: Yes References:

<https://docs.microsoft.com/en-us/azure/virtual-machines/workloads/sap/hana-vm-operations-storage>

NEW QUESTION 9

- (Exam Topic 2)

You have an on-premises SAP environment hosted on VMware vSphere. You plan to migrate the environment to Azure by using Azure Site Recovery. You need to prepare the environment to support Azure Site Recovery.

What should you deploy first?

- A. an on-premises data gateway to vSphere
- B. Microsoft System Center Virtual Machine Manager (VMM)
- C. an Azure Backup server
- D. a configuration server to vSphere

Answer: D

Explanation:

When you set up disaster recovery for on-premises VMware VMs, Site Recovery needs access to the vCenter Server/vSphere host so that the Site Recovery process server can automatically discover VMs, and fail them over as needed. By default the process server runs on the Site Recovery configuration server. Add an account for the configuration server to connect to the vCenter Server/vSphere host.

References:

<https://docs.microsoft.com/en-us/azure/site-recovery/vmware-azure-manage-vcenter>

NEW QUESTION 10

- (Exam Topic 2)

You have an on-premises SAP environment that uses AIX servers and IBM DB2 as the database platform. You plan to migrate SAP to Azure. In Azure, the SAP workloads will use Windows Server and Microsoft SQL Server as the database platform.

What should you use to export from DB2 and import the data to SQL Server?

- A. R3load
- B. Azure SQL Data Warehouse
- C. SQL Server Management Studio (SSMS)
- D. R3trans

Answer: C

Explanation:

To migrate DB2 databases to SQL Server, you must connect to the DB2 database that you want to migrate. When you connect, SSMA obtains metadata about all DB2 schemas, and then displays it in the DB2 Metadata Explorer pane.

References:

<https://docs.microsoft.com/en-us/sql/ssma/db2/connecting-to-db2-database-db2tosql?view=sql-server-ver15> <https://docs.microsoft.com/en-us/biztalk/adapters-and-accelerators/adapter-sap/import-sap-data-using-sql-server>

NEW QUESTION 10

- (Exam Topic 2)

Note: This question is part of a series of questions that present the same scenario. Each question in the series contains a unique solution that might meet the stated goals. Some question sets might have more than one correct solution, while others might not have a correct solution.

After you answer a question in this section, you will NOT be able to return to it. As a result, these questions will not appear in the review screen.

You plan to migrate an SAP HANA instance to Azure.

You need to gather CPU metrics from the last 24 hours from the instance. Solution: You use DBA Cockpit from SAP GUI.

Does this meet the goal?

- A. Yes
- B. No

Answer: A

Explanation:

The SAP HANA cockpit provides a single point of access to a range of SAP HANA administration and monitoring tasks. It is used to monitor and ensure the overall health of the system.

The HANA Monitoring dashboard also visualizes key HANA Metrics of SAP HANA system. References:

<https://developers.sap.com/tutorials/dt-monitoring-hana-part1.html>

<https://help.sap.com/viewer/afa922439b204e9caf22c78b6b69e4f2/2.10.0.0/en-US> <https://www.hanatutorials.com/p/hana-monitoring-dashboard.html>

NEW QUESTION 14

- (Exam Topic 2)

You have an SAP ERP Central Component (SAP ECQ) environment on Azure.

You need to add an additional SAP application server to meet the following requirements:

- Provide the highest availability.
- Provide the fastest speed between the new server and the database. What should you do?

- A. Place the new server in a different Azure Availability Zone than the database.
- B. Place the new server in the same Azure Availability Set as the database and the other application servers.
- C. Place the new server in the same Azure Availability Zone as the database and the other application servers.

Answer: A

NEW QUESTION 17

- (Exam Topic 2)

You have an Azure alert rule and action group as shown in the following exhibit.


```
PS Azure:\> Get-AzMetricAlertRuleV2 | Select WindowSize, EvaluationFrequency, Actions -ExpandProperty Criteria
WindowSize           : 00:05:00
EvaluationFrequency   : 00:01:00
Actions              : {/subscriptions/6dce0667-3896-4f0b-bcc4-1ea4da2de0dc/resourcegroups/resourcegroup1/
                        providers/microsoft.insights/actiongroups/admins}
Name                 : Metric1
MetricName           : Percentage CPU
MetricNamespace      : Microsoft.Compute/virtualMachines
OperatorProperty     : GreaterThan
TimeAggregation      : Average
Threshold            : 85
Dimensions           : {}
AdditionalProperties  :

PS Azure:\> Get-AzActionGroup | Select -ExcludeProperty ResourceGroupName, Tags, Location
GroupShortName       : admins
GroupShortName       : admins
Enabled              : True
EmailReceivers       : {admins_emailaction-}
SmsReceivers         : {}
WebhookReceivers     : {}
Id                  : /subscriptions/6dce0667-3896-4f0b-bcc4-1ea4da2de0dc/resourcegroups/resourcegroup1/providers/
                        microsoft.insights/actiongroups/admins
Name                 : admins
Type                 : Microsoft.Insights/ActionGroups

GroupShortName       : restartVM
GroupShortName       : restartVM
Enabled              : True
EmailReceivers       : {}
SmsReceivers         : {}
WebhookReceivers     : {}
Id                  : /subscriptions/6dce0667-3896-4f0b-bcc4-1ea4da2de0dc/resourcegroups/resourcegroup1/providers/
                        microsoft.insights/actiongroups/restartVM
Name                 : restartVM
Type                 : Microsoft.Insights/ActionGroups
```

Use the drop-down menus to select the answer choice that completes each statement based on the information presented in the graphic.
NOTE: Each correct selection is worth one point.

Answer Area

The admins action group will be notified if the average CPU usage rises above 85% for [answer choice].

One minute
five minutes
one second

These are the selections for the statement: The admins action group will be notified if the average CPU usage rises above 85% for [answer choice].

The [answer choice] when the alert is triggered.

admins action group will be emailed
restartVM action group will be emailed
virtual machines will restart

- A. Mastered
- B. Not Mastered

Answer: A

Explanation:

Answer Area

The admins action group will be notified if the average CPU usage rises above 85% for [answer choice].

One minute
five minutes
one second

These are the selections for the statement: The admins action group will be notified if the average CPU usage rises above 85% for [answer choice].

The [answer choice] when the alert is triggered.

admins action group will be emailed
restartVM action group will be emailed
virtual machines will restart

NEW QUESTION 22

- (Exam Topic 2)

You have an SAP environment on Azure.

Your on-premises network uses a 1-Gbps ExpressRoute circuit to connect to Azure. Private peering is enabled on the circuit. The default route (0.0.0.0/0) from the on-premises network is advertised.

You need to resolve the issue without modifying the ExpressRoute circuit. The solution must minimize administrative effort. What should you do?

- A. Create a user-defined route that redirects traffic to the Blob storage.
- B. Create an application security group.
- C. Change the backup solution to use a third-party software that can write to the Blob storage.
- D. Enable virtual network service endpoints.

Answer: A

NEW QUESTION 24

- (Exam Topic 2)

This question requires that you evaluate the underlined text to determine if it is correct. You have an SAP environment on Azure that uses Microsoft SQL server as the RDBMS. You plan to migrate to an SAP HANA database.

To calculate the amount of memory and disk space required for the database, you can use SAP Quick Sizer.

Instructions: Review the underlined text. If the statement is correct, select "No change is needed." If the statement is incorrect select the answer choice that makes the statement correct.

- A. No change is needed.
- B. Azure Migrate
- C. /SDF/HDB_SIZING
- D. SQL Server Management Studio (SSMS)

Answer: A

NEW QUESTION 29

- (Exam Topic 2)

You plan to migrate an SAP environment to Azure.

You need to recommend a solution to migrate the SAP application servers to Azure. The solution must minimize downtime and changes to the environments.

What should you include in the recommendation?

- A. Azure Storage Explorer
- B. Azure Import/Export service
- C. AzCopy
- D. Azure Site Recovery

Answer: D

Explanation:

Site Recovery is used to manage and orchestrate disaster recovery of on-premises machines and Azure VMs. However, it can also be used for migration.

Migration uses the same steps as disaster recovery with one exception. In a migration, failing machines over from your on-premises site is the final step. Unlike disaster recovery, you can't fail back to on-premises in a migration scenario.

References:

<https://docs.microsoft.com/en-us/azure/site-recovery/migrate-tutorial-on-premises-azure>


NEW QUESTION 32

- (Exam Topic 2)

Your on-premises network contains an Active Directory domain. You are deploying a new SAP environment on Azure.

You need to configure SAP Single Sign-On to ensure that users can authenticate to SAP GUI and SAP WebGUI.

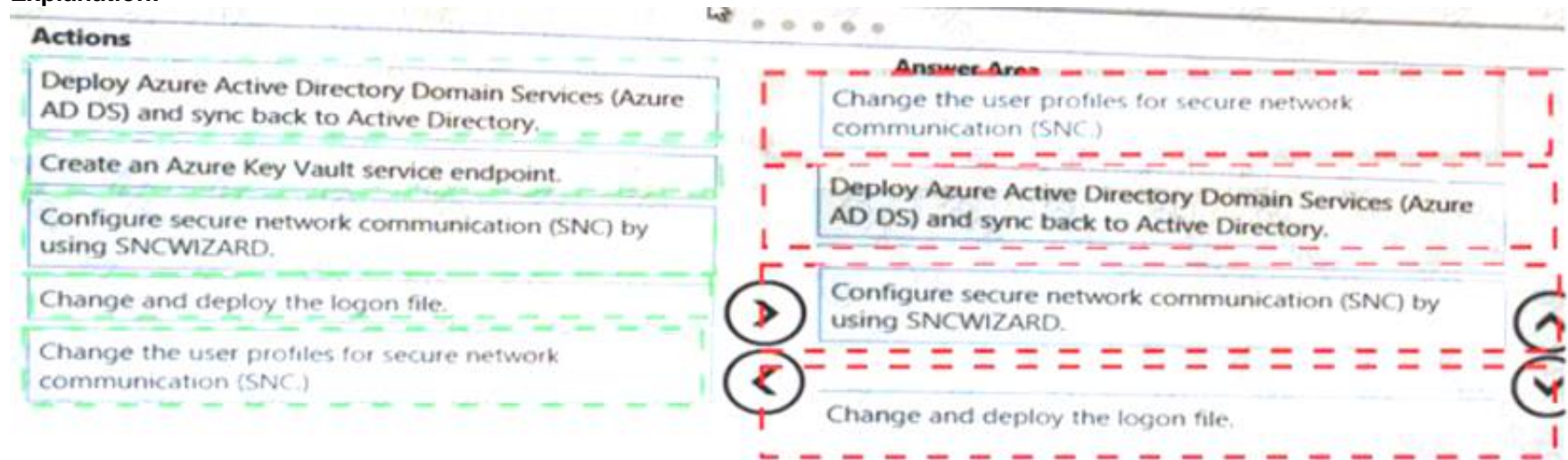
Which four actions should you perform in sequence? To answer, move the appropriate actions from the list of actions to the answer area and arrange them in the correct order.



- A. Mastered
- B. Not Mastered

Answer: A

Explanation:



NEW QUESTION 35

- (Exam Topic 2)

You have SAP ERP on Azure.

For SAP high availability, you plan to deploy ASCS/ERS instances across Azure Availability Zones and to use failover clusters.

For each of the following statements, select Yes if the statement is true. Otherwise, select No.

NOTE: Each correct selection is worth one point.

Statements	Yes	No
To create a failover solution, you can use an Azure Basic Load Balancer for Azure virtual machines deployed across the Azure Availability Zones.	<input type="radio"/>	<input type="radio"/>
You can deploy Azure Availability Sets within an Azure Availability Zone.	<input type="radio"/>	<input type="radio"/>
The solution must use Azure managed disks.	<input type="radio"/>	<input type="radio"/>

- A. Mastered
B. Not Mastered

Answer: A

Explanation:

Box 1: No

You can't use an Azure Basic Load Balancer to create failover cluster solutions based on Windows Server

Failover Clustering or Linux Pacemaker. Instead, you need to use the Azure Standard Load Balancer SKU. Box 2: Yes

Azure Availability Zones is one of the high-availability features that Azure provides. Using Availability Zones improves the overall availability of SAP workloads on Azure.

The SAP application layer is deployed across one Azure availability set. For high availability of SAP Central Services, you can deploy two VMs in a separate availability set.

Box 3: Yes

You must use Azure Managed Disks when you deploy to Azure Availability Zones. Reference:

<https://docs.microsoft.com/en-us/azure/virtual-machines/workloads/sap/sap-ha-availability-zones>

NEW QUESTION 37

- (Exam Topic 2)

You deploy on SAP environment on Azure.

You need to monitor the performance of the SAP NetWeaver environment by using the Azure Enhanced Monitoring Extension for

What should you do first?

- A. From Azure CLI, install the Linux Diagnostic Extension.
B. From the Azure portal, enable the Azure Network Watcher Agent.
C. From the Azure portal, enable the Custom Script Extension.
D. From Azure CL
E. run the az v aem m set command.

Answer: B

NEW QUESTION 40

- (Exam Topic 2)

For each of the following statements, select Yes if the statement is true. Otherwise, select No. NOTE: Each correct selection is worth one point.

Statements	Yes	No
Oracle Real Application Clusters (RAC) can be used to provide high availability of SAP databases on Azure.	<input type="radio"/>	<input type="radio"/>
You can host SAP databases on Azure by using Oracle on a virtual machine that runs Windows Server 2016.	<input type="radio"/>	<input type="radio"/>
You can host SAP databases on Azure by using Oracle on a virtual machine that runs SUSE Linux Enterprise Server 12 (SLES 12).	<input type="radio"/>	<input type="radio"/>

- A. Mastered
B. Not Mastered

Answer: A

Explanation:

Box 1: Yes

Box 2: Yes

Oracle Database 12c Release 2 (12.2) is certified on Microsoft Windows Server 2016 (Standard, Datacenter, and Essentials Editions), which includes support for the database client, server, and Oracle Real Application Clusters.

Organizations can run SAP applications with Oracle databases on the same code base on Unix, Linux, and Windows operating systems.

Box 3: Yes References:

<https://docs.microsoft.com/en-us/azure/virtual-machines/workloads/oracle/oracle-overview> <https://docs.oracle.com/en/database/oracle/oracle-database/12.2/ntdbn/index.html#>

NEW QUESTION 43

- (Exam Topic 2)

This question requires that you evaluate the underlined text to determine if it is correct.

When deploying SAP HANA to an Azure virtual machine, you can enable Write Accelerator to reduce the latency between the SAP application servers and the database layer.

Instructions: Review the underlined text. If it makes the statement correct, select “No change is needed”. If the statement is incorrect, select the answer choice that makes the statement correct.

- A. No change is needed
- B. install the Mellanox driver
- C. start the NIPING service
- D. enable Accelerated Networking

Answer: D

Explanation:

To further reduce network latency between Azure VMs, we [Microsoft] recommend that you choose Azure Accelerated Networking. Use it when you deploy Azure VMs for an SAP workload, especially for the SAP application layer and the SAP DBMS layer.

NEW QUESTION 45

- (Exam Topic 2)

Note: This question is part of a series of questions that present the same scenario. Each question in the series contains a unique solution that might meet the stated goals. Some question sets might have more than one correct solution, while others might not have a correct solution.

After you answer a question in this section, you will NOT be able to return to it. As a result, these questions will not appear in the review screen.

You deploy SAP HANA on Azure (Large Instances). You need to back up the SAP HANA database to Azure.

Solution: You use a third-party tool that uses backint to back up the SAP HANA database to Azure storage. Does this meet the goal?

- A. Yes
- B. No

Answer: B

Explanation:

References:

<https://docs.microsoft.com/en-us/azure/backup/sap-hana-db-about>

<https://docs.microsoft.com/en-us/azure/backup/backup-azure-sap-hana-database#configure-backup>

NEW QUESTION 46

- (Exam Topic 2)

Your company has a an on-premises SAP environment.

Recently, the company split into two companies named Litware, inc and Contoso.Ltd. Litware retained the SAP environment.

Litware plans to export data that is relevant only to Contoso. The export will be 1.5 TB. Contoso build a new SAP environment on Azure.

You need to recommend a solution for Litware to make the data available to Contoso in Azure. The solution

must meet the following requirements: Minimize the impact on the network. Minimize the administrative effort for Litware.

What should you include in the recommendation.

- A. Azure Migrate
- B. Azure Databox
- C. Azure Site Recovery
- D. Azure import/Export service

Answer: C

NEW QUESTION 51

- (Exam Topic 2)

You have an on-premises SAP environment.

Backups are performed by using tape backups. There are SO TB of backups.

A Windows file server has BMP images of checks used by SAP Finance. There are 9 IB of images.

You need to recommend a method to migrate the images and the tape backups to Azure. The solution must maintain continuous replication of the images.

What should you include in the recommendation? To answer, select the appropriate options in the answer area. NOTE: Each correct selection is worth one point.

Answer Area

Tape backups: ☐ AzCopy ☐ Azure Data Box Edge ☐ Azure Databox ☐ Azure Storage Explorer

File server: ☐ AzCopy ☐ Azure Data Box Edge ☐ Azure Databox ☐ Azure Storage Explorer

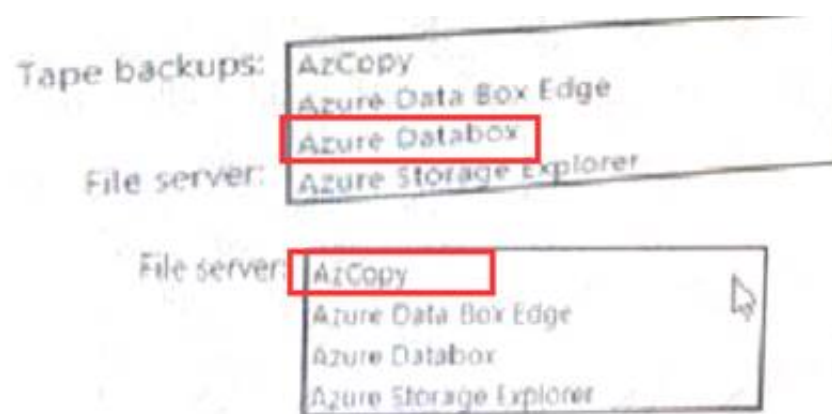
File server: ☐ AzCopy ☐ Azure Data Box Edge ☐ Azure Databox ☐ Azure Storage Explorer

- A. Mastered
B. Not Mastered

Answer: A

Explanation:

Answer Area



NEW QUESTION 55

- (Exam Topic 2)

You plan to migrate an SAP environment to Azure.

You need to design an Azure network infrastructure to meet the following requirements:

- * Prevent end users from accessing the database servers.
- * Isolate the application servers from the database servers.
- * Ensure that end users can access the SAP systems over the internet

Minimize the costs associated to the communications between the application servers and database servers

Which two actions should you include in the solution? Each correct answer presents part of the solution. NOTE: Each correct selection is worth one point.

- A. Configure Azure Traffic Manager to route incoming connections.
B. Configure an internal Azure Standard Load Balancer for incoming connections.
C. Segregate the SAP application servers and database servers by using different Azure virtual networks.
D. In the same Azure virtual network, segregate the SAP application service and database servers by using different subnets and network security groups.
E. Create a site-to-site VPN between the on premises network and Azure.

Answer: DE

NEW QUESTION 57

- (Exam Topic 2)

Note: This question is part of a series of questions that present the same scenario. Each question in the series contains a unique solution that might meet the stated goals. Some question sets might have more than one correct solution, while others might not have a correct solution.

After you answer a question in this section, you will NOT be able to return to it. As a result, these questions will not appear in the review screen.

You deploy SAP HANA on Azure (Large Instances). You need to back up the SAP HANA database to Azure.

Solution: You configure DB13 to back up directly to a local disk. Does this meet the goal?

- A. Yes
B. No

Answer: B

Explanation:

You need to back up the SAP HANA database to Azure, not to a local disk. References:

<https://docs.microsoft.com/en-us/azure/backup/sap-hana-db-about>

<https://docs.microsoft.com/en-us/azure/backup/backup-azure-sap-hana-database#configure-backup>

NEW QUESTION 62

- (Exam Topic 2)

You plan to migrate an SAP HANA instance to Azure.

You need to gather CPU metrics from the last 24 hours from the instance.

Solution: You query views from SAP HANA Studio. Does this meet the goal?

- A. Yes
B. No

Answer: B

Explanation:

The SAP HANA cockpit provides a single point of access to a range of SAP HANA administration and monitoring tasks. It is used to monitor and ensure the overall health of the system.

The HANA Monitoring dashboard also visualizes key HANA Metrics of SAP HANA system. References:

<https://developers.sap.com/tutorials/dt-monitoring-hana-part1.html> <https://www.hanatutorials.com/p/hana-monitoring-dashboard.html>

NEW QUESTION 66

- (Exam Topic 2)

You plan to deploy a high availability SAP environment that will use a failover clustering solution.

You have an Azure Resource Manager template that you will use for the deployment. You have the following relevant portion of the template.


```
    "apiVersion": "2017-08-01",
    "type": "Microsoft.Network/loadBalancers",
    "name": "load_balancer1",
    "location": "region",
    "sku":
      { "name": "Standard" },
    "properties": {
      "frontendIPConfigurations": [
        {
          "name": "frontend1",
          "zones": [ "1" ],
          "properties": {
            "subnet": {
              "Id": "[variables('subnetRef')]"
            },
            "privateIPAddress": "10.0.0.6",
            "privateIPAllocationMethod": "Static"
          }
        },
      ],
    }
  },
}
```

What is created by the template?

- A. a zonal frontend IP address for the internal Azure Standard Load Balancer
- B. a zone-redundant frontend IP address for the internal Azure Basic Load Balancer
- C. a zone -redundant public IP address for the internal load balancer
- D. a zone-redundant frontend IP address for the internal Azure Standard Load Balancer

Answer: D

Explanation:

Reference:

<https://docs.microsoft.com/en-us/azure/virtual-machines/workloads/sap/high-availability-guide-standard-load-ba>

NEW QUESTION 69

- (Exam Topic 2)

You deploy an SAP environment on Azure by following the SAP workload on Azure planning and deployment checklist.

You need to verify whether Azure Diagnostics is enabled. Which cmdlet should you run?

- A. Get-AzureVMAvailableExtension
- B. Get-AzVmDiagnosticsExtension
- C. Test-AzDeployment
- D. Test-VMConfigForSAP

Answer: B

Explanation:

The Get-AzVMDiagnosticsExtension cmdlet gets the settings of the Azure Diagnostics extension on a virtual machine.

NEW QUESTION 74

- (Exam Topic 2)

You deploy an SAP environment on Azure.

You need to configure SAP NetWeaver to authenticate by using Azure Active Directory (Azure AD).

Which four actions should you perform in sequence? To answer, move the appropriate actions from the list of actions to the answer area and arrange them in the correct order.

- A. Mastered
- B. Not Mastered

Answer: A

Explanation:

NEW QUESTION 75

- (Exam Topic 2)

You are deploying an SAP production landscape to Azure.

Your company's chief information security officer (CISO) requires that the SAP deployment complies with ISO 27001.

You need to generate a compliance report for ISO 27001. What should you use?

- A. Azure Security Center
- B. Azure Log Analytics
- C. Azure Active Directory (Azure AD)
- D. Azure Monitor

Answer: A

NEW QUESTION 77

- (Exam Topic 2)

You have a large and complex SAP environment on Azure.

You are designing a training landscape that will be used 10 times a year.

You need to recommend a solution to create the training landscape. The solution must meet the following requirements:

- Minimize the effort to build the training landscape.
- Minimize costs.

In which order should you recommend the actions be performed for the first training session? To answer, move all actions from the list of actions to the answer area and arrange them in the correct order.

Actions

Build the training landscape

Create a custom image by using the snapshot

Deliver the training

Take a snapshot of the virtual machine disks

Shut down and delete the virtual machines

Answer Area

←

→

↑

↓

- A. Mastered
B. Not Mastered

Answer: A

Explanation:
References:
<https://docs.microsoft.com/en-us/azure/virtual-machines/workloads/sap/planning-guide>

NEW QUESTION 80

- (Exam Topic 2)
For each of the following statements, select Yes if the statement is true. Otherwise, select No. NOTE: Each correct selection is worth one point.

Answer Area

Statements	Yes	No
You must split data files and database logs between different Azure virtual disks to increase the database read/write performance.	<input type="radio"/>	<input type="radio"/>
Enabling Accelerate Networking on virtual NICs for all SAP servers will reduce network latency between the servers.	<input type="radio"/>	<input type="radio"/>
When you use SAP HANA on Azure (Large Instances), you should set the MTU on the primary network interface to match the MTU on SAP application servers to reduce CPU utilization and network latency.	<input type="radio"/>	<input type="radio"/>

- A. Mastered
B. Not Mastered

Answer: A

Answer Area

Statements	Yes	No
You must split data files and database logs between different Azure virtual disks to increase the database read/write performance.	<input type="radio"/>	<input type="radio"/>
Enabling Accelerate Networking on virtual NICs for all SAP servers will reduce network latency between the servers.	<input type="radio"/>	<input type="radio"/>
When you use SAP HANA on Azure (Large Instances), you should set the MTU on the primary network interface to match the MTU on SAP application servers to reduce CPU utilization and network latency.	<input type="radio"/>	<input type="radio"/>

NEW QUESTION 84

- (Exam Topic 2)
You are deploying an SAP environment on Azure that will use an SAP HANA database server. You provision an Azure virtual machine for SAP HANA by using the M64s virtual machine SKU. You need to set the swap space by using the Microsoft Azure Linux Agent (waagent) configuration file. Which two settings should you configure? Each correct answer presents part of the solution.
NOTE: Each correct selection is worth one point.

- A. ResourceDisk.EnableSwapEncryption=n
B. AutoUpdate.Enabled=n
C. ResourceDisk.SwapSizeMB=229376
D. ResourceDisk.EnableSwap=y

Answer: CD

Explanation:

To create a swap file in the directory that's defined by the ResourceDisk.MountPoint parameter, you can update the /etc/waagent.conf file by setting the following three parameters:

ResourceDisk.Format=y ResourceDisk.EnableSwap=y ResourceDisk.SwapSizeMB=xx References:

<https://support.microsoft.com/en-us/help/4010058/how-to-add-a-swap-file-in-linux-azure-virtual-machines>

NEW QUESTION 89

- (Exam Topic 2)

For each of the following statements, select Yes if the statement is true. Otherwise, select No.

NOTE: Each correct selection is worth one point.

Statements	Yes	No
Enabling Accelerated Networking on an SAP application server will decrease CPU usage.	<input type="radio"/>	<input type="radio"/>
Enabling Accelerated Networking on an SAP application server will increase jitter.	<input type="radio"/>	<input type="radio"/>
You can enable Accelerated Networking on any Azure virtual machine.	<input type="radio"/>	<input type="radio"/>

- A. Mastered
- B. Not Mastered

Answer: A

Explanation:

Box 1: Yes

By moving much of Azure's software-defined networking stack off the CPUs and into FPGA-based SmartNICs, compute cycles are reclaimed by end user applications, putting less load on the VM, decreasing jitter and inconsistency in latency.

Box 2: Yes

Box 3: No

Accelerated Networking (AN) is generally available (GA) and widely available for Windows and the latest distributions of Linux

References:

<https://azure.microsoft.com/en-us/blog/maximize-your-vm-s-performance-with-accelerated-networking-now-ge>

NEW QUESTION 91

- (Exam Topic 2)

You need direct connectivity from an on-premises network to SAP HANA (Large Instances). The solution must meet the following requirements:

- Minimize administrative effort.
- Provide the highest level of resiliency. What should you use?

- A. ExpressRoute Global Reach
- B. Linux IPTables
- C. ExpressRoute
- D. NGINX as a reverse proxy

Answer: C

Explanation:

The Azure network functionality used is:

Azure virtual networks are connected to the ExpressRoute circuit that connects to your on-premises network assets.

An ExpressRoute circuit that connects on-premises to Azure should have a minimum bandwidth of 1 Gbps or higher. This minimal bandwidth allows adequate bandwidth for the transfer of data between on-premises systems and systems that run on VMs. It also allows adequate bandwidth for connection to Azure systems from on-premises users.

All SAP systems in Azure are set up in virtual networks to communicate with each other. References:

<https://docs.microsoft.com/en-us/azure/virtual-machines/workloads/sap/hana-network-architecture>

NEW QUESTION 96

- (Exam Topic 2)

You have an SAP environment on Azure.

You use Azure Site Recovery to protect an SAP production landscape.

You need to validate whether you can recover the landscape in the event of a failure. The solution must minimize the impact on the landscape.

Which four actions should you perform in sequence? To answer, move the appropriate actions from the list of actions to the answer area and arrange them in the correct order.

Actions

Validate the SAP production landscape

Create a virtual network that has the same subnets as the SAP production landscape

Create a network security group (NSG) that restricts traffic to the primary region

Shut down production virtual machines

Select **Test failover** from the Recovery Plans blade

Add a public IP address to a management server in the disaster recovery region

Answer Area

- A. Mastered
- B. Not Mastered

Answer: A

Explanation:

Step 1: Create a virtual network...

We recommended that for test failover, you choose a network that's isolated from the production recovery site network specific in the Compute and Network settings for each VM. By default, when you create an Azure virtual network, it is isolated from other networks. The test network should mimic your production network:

The test network should have same number of subnets as your production network. Subnets should have the same names.

The test network should use the same IP address range. Step 2: Add a public IP address...

Because Site Recovery does not replicate the cloud witness, we recommend that you deploy the cloud witness in the disaster recovery region.

Step 3: Shut down production virtual machines

Make sure that the primary VM is shut down when you run the test failover. Otherwise there will be two VMs with the same identity, running in the same network at the same time. This can lead to unexpected consequences.

Step 4: Select Test failover from the Recovery Plans blade

References:

<https://docs.microsoft.com/en-us/azure/site-recovery/site-recovery-test-failover-to-azure>

NEW QUESTION 100

- (Exam Topic 2)

You are building an SAP environment by using Azure Resource Manager templates. The SAP environment will use Linux virtual machines. You need to correlate the LUN of the data disks in the template to the volume of the virtual machines. Which command should you run/

- A. Is /dev/ disk/azure/root
- B. Is /dev/ disk/azure/scsil
- C. Tree /dev/ disk/azure/root
- D. Tree /dev/disk/azure/resource

Answer: C

NEW QUESTION 105

- (Exam Topic 2)

You have ah SAP environment on Azure that contains a single-tenant SAP NANA server at instance 03. You need to monitor the network throughput from an SAP application server to the SAP HANA server. How should you complete the script? To answer, select the appropriate options in the answer are. NOTE: Each correct selection is worth one point.

Answer Area

```
$HANA = Get-AzNetworkInterface -Name HANAP01-NIC -ResourceGroupName Production
$APP = Get-AzNetworkUsage -GroupName Production
Get-AzNetworkWatcher
Get-AzVM

New-AzNetworkWatcherConnectionMonitor -NetworkWatcher (Get-AzNetworkWatcher)
-Name HANA - DestinationAddress (($HANA).IpConfigurations.PrivateIpAddress)
-DestinationPort 1433 -SourceResourceId $APP.Id
```

- A. Mastered
- B. Not Mastered

Answer: A

Explanation:

Answer Area

\$HANA =
\$APP = Get-
New-AzNetworkWatcherConnectionMonitor -NetworkWatcher (Get-AZNetworkWatcher)
-Name HANA - DestinationAddress ((Get-AZNetworkWatcher).IpConfigurations.PrivateIpAddress)
-DestinationPort
-SourceResourceId \$APP.Id

Get-AzNetworkInterface
Get-AzNetworkUsage
Get-AzNetworkWatcher
Get-AzVM

1433
1434
30115
30215

-Name HANAP01-NIC -ResourceGroupName Production
GroupName Production

NEW QUESTION 109

- (Exam Topic 2)
You migrate SAP ERP Central Component (SAP ECC) production and non-production landscapes to Azure. You are licensed for SAP Landscape Management (LaMa).
You need to refresh from the production landscape to the non-production landscape.
Which four actions should you perform in sequence? To answer, move the appropriate actions from the list of actions to the answer area and arrange them in the correct order.

Actions

From the Azure portal, create a service principal

From the Cloud Managers tab in LaMa, add an adapter

From SAP Solution Manager, deploy the LaMa adapter

Add permissions to the service principal

Install and configure LaMa on an SAP NetWeaver instance

Answer Area

⬅️
➡️

⬆️
⬆️

- A. Mastered
- B. Not Mastered

Answer: A

Explanation:

Step 1: From the Azure portal, create a service principal
The Azure connector can use a Service Principal to authorize against Microsoft Azure. Follow these steps to create a Service Principal for SAP Landscape Management (LaMa).
Step 2: Add permissions to the service principal
The Service Principal does not have permissions to access your Azure resources by default. You need to give the Service Principal permissions to access them.
Step 3: From the Cloud Managers tab in LaMa, add an adapter
Create a new connector in SAP LaMa
Open the SAP LaMa website and navigate to Infrastructure. Go to tab Cloud Managers and click on Add. Select the Microsoft Azure Cloud Adapter
Step 4: Install and configure LaMa on an SAP NetWeaver instance
Provision a new adaptive SAP system
You can manually deploy a new virtual machine or use one of the Azure templates in the quickstart repository. It contains templates for SAP NetWeaver ASCS, SAP NetWeaver application servers, and the database. You can also use these templates to provision new hosts as part of a system copy/clone etc.
Note: To support customers on their journey into a cloud model (hybrid or entirely public cloud), SAP and Microsoft partnered to create an adapter that integrates the SAP management capabilities of LaMa with the IaaS advantages of Microsoft Azure.
References:
<https://docs.microsoft.com/en-us/azure/virtual-machines/workloads/sap/lama-installation>

NEW QUESTION 114

- (Exam Topic 2)
Your on-premises network contains SAP and non-SAP applications.

You have JAVA-based SAP systems that use SPNEGO for single-sign on (SSO) authentication. Your external portal uses multi-factor authentication (MFA) to authenticate users.

You plan to extend the on-premises authentication features to Azure and to migrate the SAP applications to Azure.

For each of the following statements, select Yes if the statement is true. Otherwise, select No.

NOTE: Each correct selection is worth one point.

Statements	Yes	No
Azure Active Directory (Azure AD) pass-through authentication can be used to enable MFA for on-premises users.	<input type="radio"/>	<input type="radio"/>
Azure Active Directory (Azure AD) password hash synchronization ensures that users can use on their on-premise credentials to authenticate to ABAP-based SAP systems on Azure.	<input type="radio"/>	<input type="radio"/>
Active Directory Federation Services (AD FS) can be used to enable MFA for on-premises users.	<input type="radio"/>	<input type="radio"/>

- A. Mastered
- B. Not Mastered

Answer: A

Explanation:

Box 1: No
Need AD FS for MFA. See box 3.

Note: Azure Active Directory (Azure AD) Pass-through Authentication allows your users to sign in to both on-premises and cloud-based applications using the same passwords. This feature is an alternative to Azure AD Password Hash Synchronization (see Box 2).

Box 2: Yes
Password hash synchronization is one of the sign-in methods used to accomplish hybrid identity. Azure AD Connect synchronizes a hash, of the hash, of a users password from an on-premises Active Directory instance to a cloud-based Azure AD instance.
Password hash synchronization is an extension to the directory synchronization feature implemented by Azure AD Connect sync. You can use this feature to sign in to Azure AD services like Office 365. You sign in to the service by using the same password you use to sign in to your on-premises Active Directory instance.

Box 3: Yes
If your organization is federated with Azure AD, you can use Azure Multi-Factor Authentication to secure AD FS resources, both on-premises and in the cloud. Azure MFA enables you to eliminate passwords and provide a more secure way to authenticate.

References:
<https://docs.microsoft.com/en-us/azure/active-directory/hybrid/whatis-phs>
<https://docs.microsoft.com/en-us/windows-server/identity/ad-fs/operations/configure-ad-fs-and-azure-mfa>

NEW QUESTION 116

.....

Thank You for Trying Our Product

* 100% Pass or Money Back

All our products come with a 90-day Money Back Guarantee.

* One year free update

You can enjoy free update one year. 24x7 online support.

* Trusted by Millions

We currently serve more than 30,000,000 customers.

* Shop Securely

All transactions are protected by VeriSign!

100% Pass Your AZ-120 Exam with Our Prep Materials Via below:

<https://www.certleader.com/AZ-120-dumps.html>